



Annual Report to the Public September 19, 2022

Heber Springs Schools School Board Members

2022-2023

Dr. Ryan Buffalo

Bryce Farmer

Jason Jones

Zeke Wilson

Michael Jett

Our School Board is fully trained.



2021



Mission

The mission of the Heber Springs School District is to help each student achieve his or her maximum potential to become a productive citizen. Parents and community work with the school to provide a safe, positive, and challenging atmosphere for learning.

Vision

The District's vision will incorporate the goals toward elements of teacher performance, daily instruction, and student performance to reach the mission of Heber Springs School District.



2022



NEW
Mission, Vision, and Core Beliefs

9:00 - 11:30
High School Cafeteria

September 10
September 24
October 22
December 3

District Expenditures

Total Expenditures - \$16,521,710

Instructional Expenditures - \$7,946,316

Non-Instructional Expenditures - \$1,609,729

Administrative Expenditures - \$1,631,914

Maintenance & Transportation - \$1,815,143

Utilities - \$369,024 Food Service Expenditures - \$978,506

Extracurricular Expenditure - \$327,677

Capital Expenditures - \$413,873

Debt Service Expenditures - \$1,331,447

**Expenditure Per Student =
\$9,548**

Additional Required Information

Average Certified Salary	\$50,739
School Safety	2 Full Time SRO and 12 CSSO
Students transferring under unsafe school provision/ Arkansas Opportunity Act	0
Discipline Policies distributed to Parents	Yes - through district handbook and website
Accreditation Report	Fully accredited by ADE
2021-2022 Average Attendance Rate	96.04%
Millage rate	32.8
Parental Involvement Plan	Complete for 2022-2023
Staff provided with appropriate discipline training	Yes - August 2022



HEBER SPRINGS
• SCHOOLS •



2022-2023



HEBER SPRINGS
• SCHOOLS •



Total Contracted & Hourly Staff: 194

Classified Staff: 80

Certified Staff: 114

Employees with a Bachelor's Degree: 41

Employees with a Master's Degree: 70

Employees with an Advanced Degree: 3

2 Teachers are National Board Certified

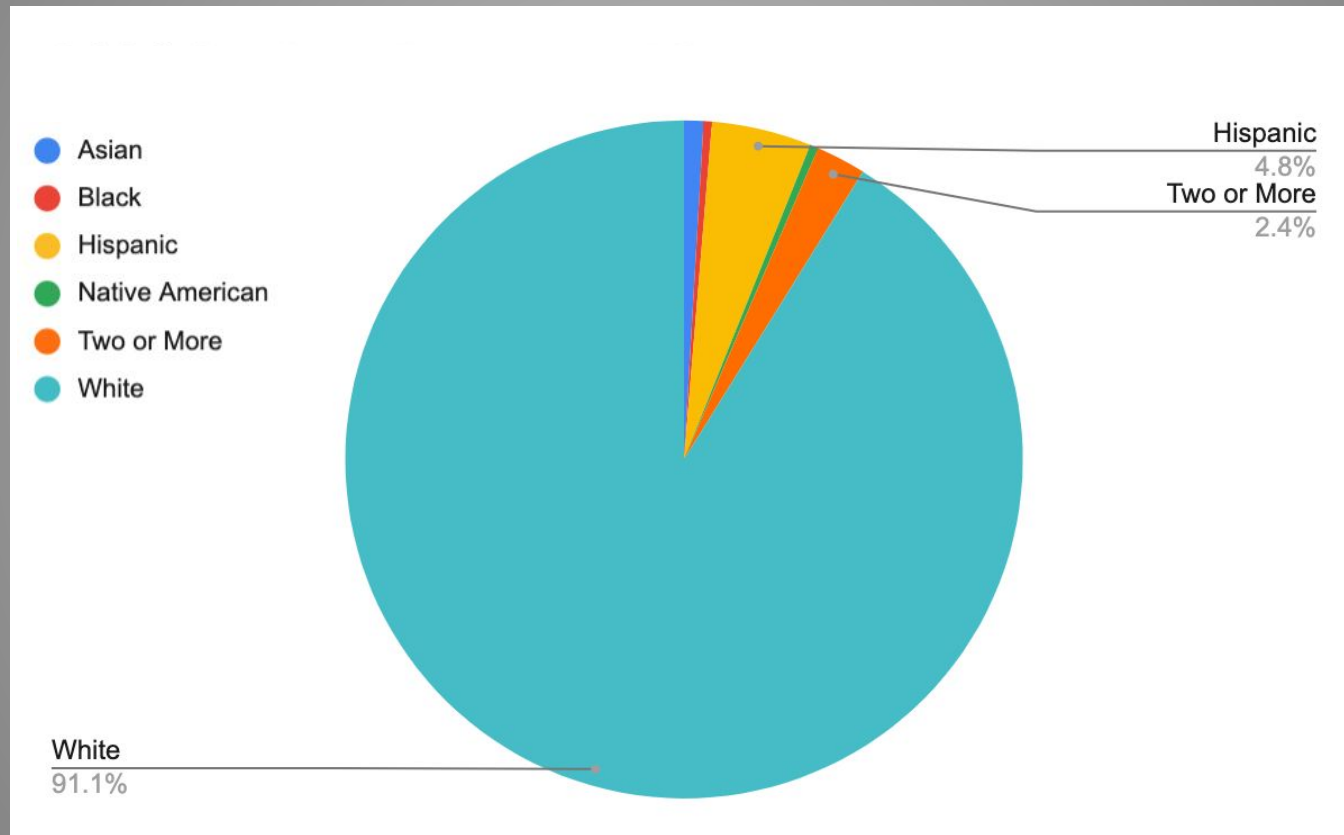
Wellness Policy

The District has adopted wellness policy as provided by ASBA

<https://5il.co/l8n3>



2022 Student Demographics



Other Required Student Information

2021-2022

Infractions

Drugs - 5
Alcohol - 0
Tobacco - 46
Truancy - 11
Student Assault - 6
Staff Assault - 0
Knife - 1
Handgun - 0
Rifle - 0
Shotgun - 0
Weapon - 2

Infractions

Gangs - 0
Vandalism - 6
Insubordination - 18
Disorderly Conduct - 1
Explosives - 0
Bullying - 2
Fighting - 13
Personal Electronic Device - 5
Cyberbullying - 1
Harassment - 0
Sexual Behavior - 0
Other - 744

Retained

Kindergarten - 1
Sixth Grade - 6
Seventh Grade - 7
Eighth Grade - 4
Ninth Grade - 7
Tenth Grade - 5
Eleventh Grade - 8
Twelfth Grade - 3



Communications

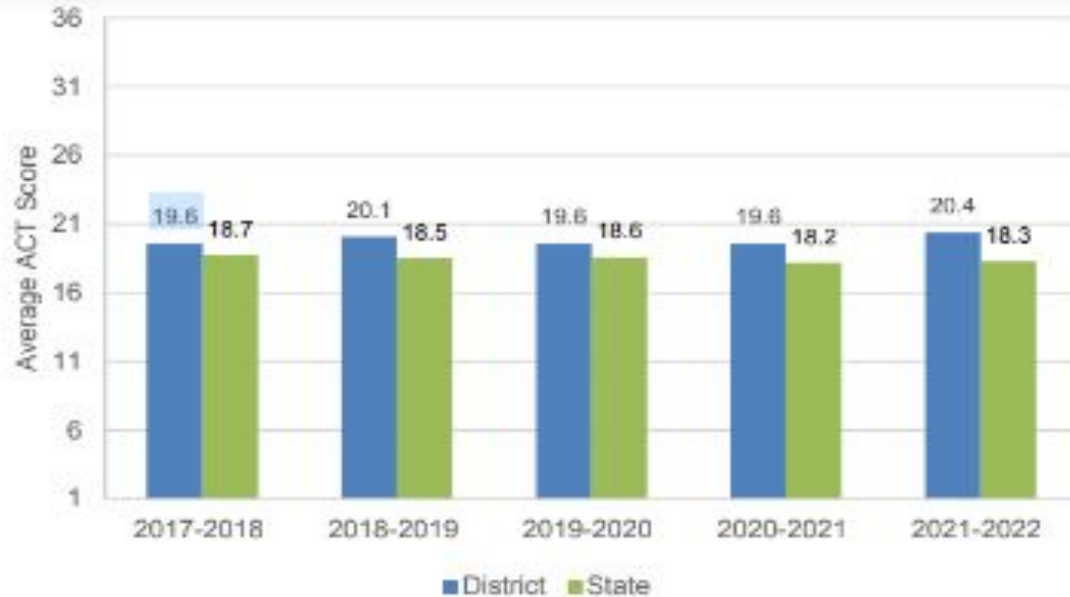


- School Supplies for K-8 Students
- Chamber Back to School Bash
- Panther Athlete of the Week
- District Photography
- School Branding
 - New Panther
 - New Shield
 - New Monogram
 - New Panther Paw
- Hawley Magic Show
- ASUB Vanguard Award
- Teacher Appreciation



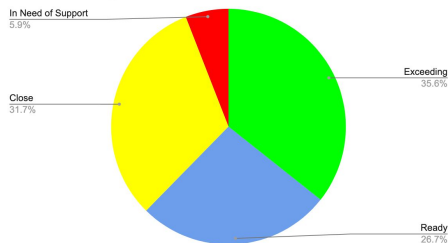
ACT Scores

Figure 1.1. Average Composite Scores: 5 Years of Testing*

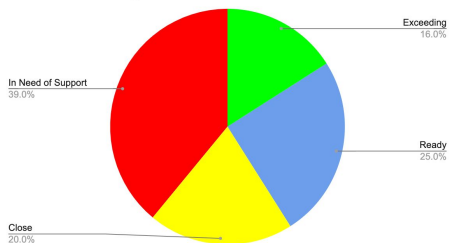


2021 Grades 3-5 Testing Data

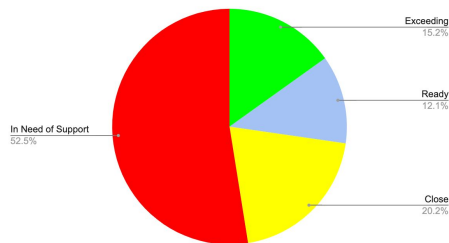
3rd Grade English



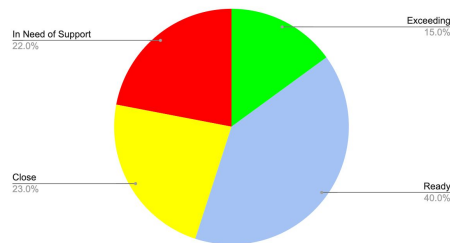
3rd Grade Reading



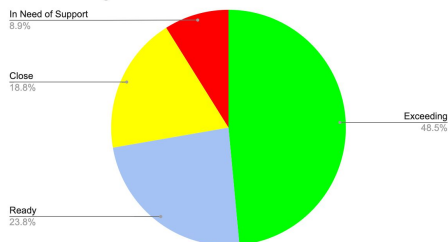
3rd Grade Science



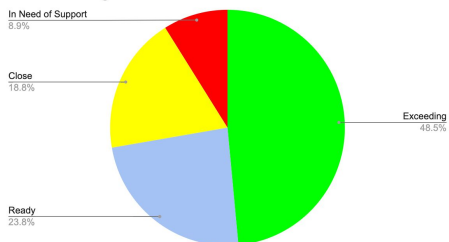
3rd Grade Math



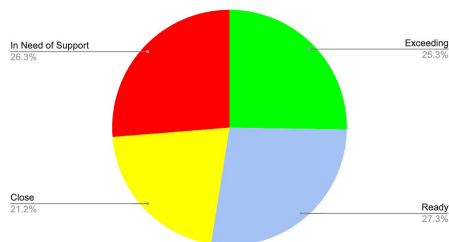
4th Grade English



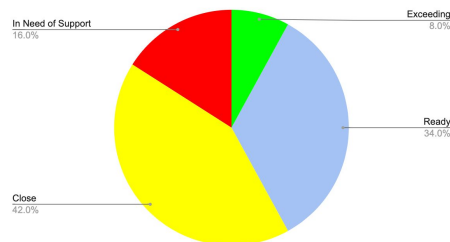
4th Grade English



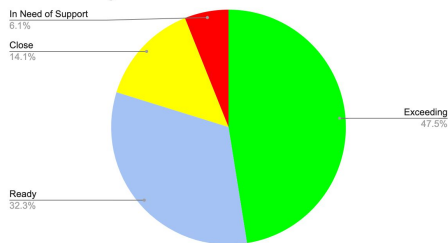
4th Grade Science



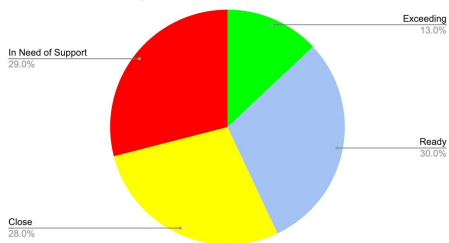
4th Grade Math



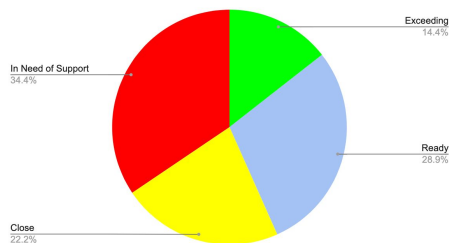
5th Grade English



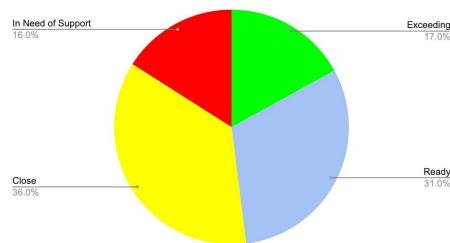
5th Grade Reading



5th Grade Science

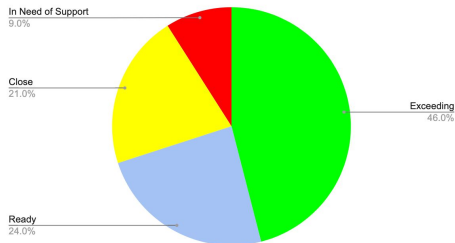


5th Grade Math

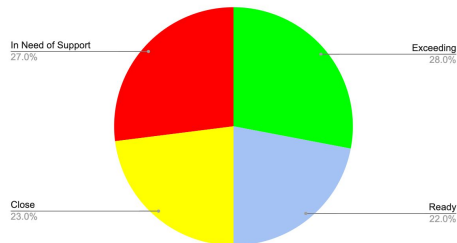


2021 Grades 6-8 Testing Data

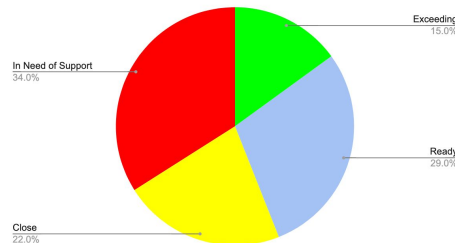
6th Grade English



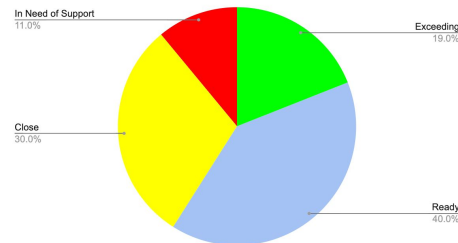
6th Grade Reading



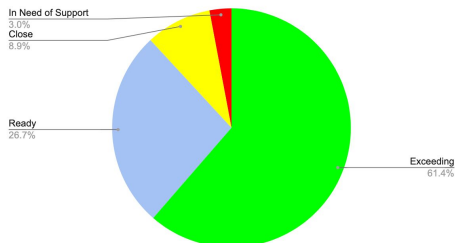
6th Grade Science



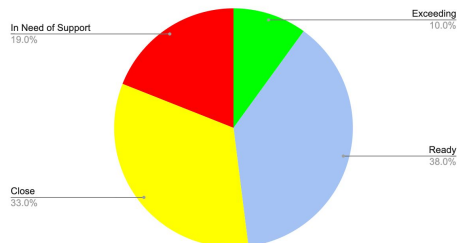
6th Grade Math



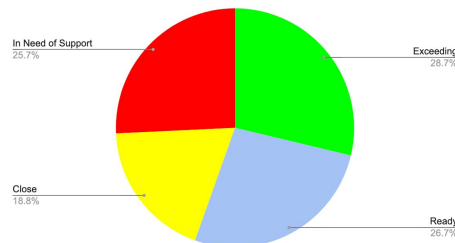
7th Grade English



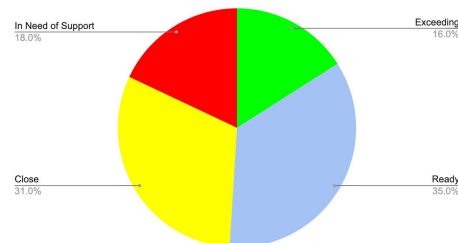
7th Grade Reading



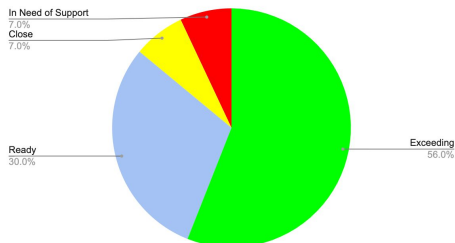
7th Grade Science



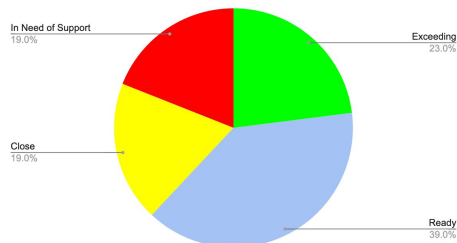
7th Grade Math



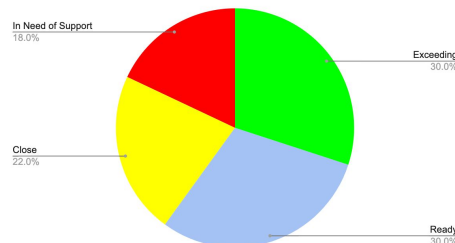
8th Grade English



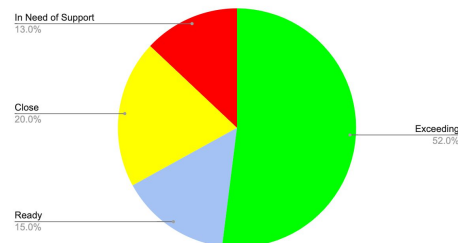
8th Grade Reading



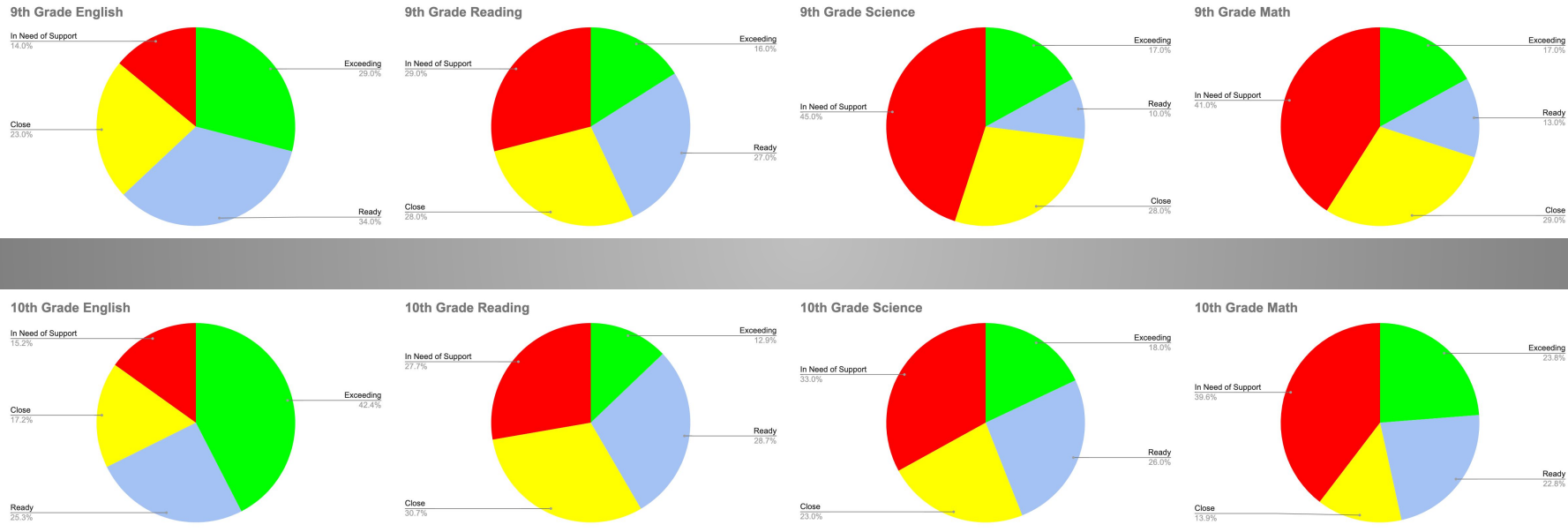
8th Grade Science



8th Grade Math



2021 Grades 9-10 Testing Data



Non-Traditional Learning



K-4 Program: 4 students
5-8 Program: 6 students
10 Students Total

Direct, Indirect & Related Services

2021-2022

301 students - 19.8%

- **Special Education** (FY22, FY23)
- **504** (FY22, FY23)
- **Dyslexia** (FY22 , FY23)
- **Speech**
- **Occupational Therapy**

2022-2023 (as of 9/13/22)

291 students - 18.1%

- **Physical Therapy**
- **Audiology Services**
- **Personal Care**
- **Mental Health**
- **Screenings**
 - **Hearing and Vision**
 - **Scoliosis**
 - **BMI**

Gifted and Talented

- K-12 Education
- K-2 Enrichment
 - Quirkles
 - Creativity Lessons
- 3rd-5th Pullouts
 - 150 minutes per week
 - Mini-Study
 - Countries
 - Play: The Tortoise and the Hare Race Again
- 6th-8th
 - Advanced Math
- 9th-12th
 - AP/Concurrent Classes
 - Speciality Classes

129 Students
8.53%

Other Events:

- ★ Quiz Bowl
- ★ Veterans Day Program
- ★ Hot Springs Field Trip
- ★ Destination Imagination
- ★ Chess Club
- ★ Poetry Slam



Dyslexia

42 Students receive dyslexia intervention
50 Students identified with characteristics

CALT in Training - 1 Teacher

- Certified Academic Language Therapist
- 200 Lecture Hours
- 700 Clinical Teaching Hours
- Ten Video Demonstration Lessons
- Pass Comprehensive Evaluation from ALTA
- Take Flight Program from Texas Scottish Rite Hospital in Dallas, Texas

Phonics First

- Orton-Gillingham Based
- Multi-Sensory
- All K-5 teachers trained
- District SpEd teachers trained
- 6 Reading Interventionists - Elementary
- 2 Reading Interventionists - Middle
- 1 Reading Interventionist - High

SOAR Reading Grant

- 2020-2022
- 2022-2024
- \$80,000 - Each Year
- \$320,000 - Total
- Funds for literacy curriculum and materials coinciding with the Science of Reading (20-22)
- Pays for .75 FTE Interventionist Salary (22-24)
- PD for Literacy Interventionists & Teachers (20-24)



Limited English Proficient

English Learners

Over 39,000 ELs



Top Languages:
Spanish
Marshallese
Vietnamese
Lao
Hmong



Arkansas

2021-2022 - 23 Students

- 13 elementary
- 4 middle school
- 6 high school

2022-2023 - 25 Students

- 14 elementary
- 3 middle school
- 8 high school

via

- English Development (ELD) embedded
- class period ELD
- sheltered instruction programs

Heber Springs Preschool / HIPPY



2021-2022

22 HIPPY

2 year olds - 9

3 year olds - 9


4 year olds - 4

57 PRESCHOOL

3 year olds - 27

4 year olds - 29

5 year olds - 1



2022-2023

16 HIPPY

2 year olds - 6

3 year olds - 5

4 year olds - 5

77 Preschool

3 year olds - 31

4 year olds - 40

5 year olds - 1



Heber Springs Preschool / HIPPY

- Virtual Drive-Thru Parent Meeting
- Assisting with the creation of HIPPY Family Home Child Care curriculum
- Better Beginnings Level 2
- HIPPY/Preschool Graduation program.



Heber Springs Elementary



2021 - 2022

681 Students in grades K-5

- 669 Onsite
- 14 Virtual Students
- 3 Flex Students

2022 - 2023

671 Students in grades K-5

- 670 Onsite
- 1 Virtual Student

Elementary School - Special Events

- HSES Reads - Dinosaurs Before Dark
- SOAR Grant Recipient
- Living Museum
- Book Fair
- Lighthouse Leaders
- STEAM Night
- Inclusive Practices
- Honor Choir
- Field Trips
- The Wizard of Oz

The
Leader in Me™
great happens here



Heber Springs Middle School



2021-2022

391 Students in Grades 6-8

380 Onsite

11 Remote

2022-2023

378 Students in Grades 6-8

377 Onsite

1 Remote

Middle - Special Events

- Color Run
- Field Day
- Talent Show
- Living History Night
- STEAM Night



Heber Springs High School



2021 - 2022

454 students in grades 9-12

- 36 Remote/Flex Panthers

2022 - 2023

• 484 students in grades 9-12

- 23 Remote/Flex Panthers

HSHS AP Programs

4 AP Courses Offered

Heber Springs 2021 AP Mean Scores Data as of July 2022

Subject	HSHS	AR	Global
Biology	2.71	2.39	3.11
Calculus AB	4.33	2.50	2.91
Literature	3.54	2.78	3.31
US History	3.25	1.90	2.57

New at Heber Springs High School

- Freshmen Foundations
- Internship
- Extra Period
- AP Psychology
- AP Statistics
- Sophomore, Junior, Senior Seminar



HSHS Class of 2022



95 Graduating Seniors

32 Honor Graduates

4 Governor's Distinguished Scholars

Area Career Centers

- Welding - ASU Beebe Heber Springs
10 students
- Medical Professions - ASU Beebe Heber Springs
17 students
- Marine Technology - ASU Beebe Heber Springs
9 students
- Building Trades - Conway Career Center at Quitman
1 student



Food Services

Free and Reduced Lunch Rate: 55%

Average # of breakfasts served daily: 384

Average # of lunches served daily: 729

Total # of breakfasts served: 74,151

Total # of lunches served: 147,023

Total # of supper/snacks served: 24,827



Food Services

Programs Offered:

- SBP-breakfast
- NSLP-lunch
- CACFP-supper/snack

Also Providing:

- CAPCA-Head Start
- Panther Cubhouse

In the Process:

- FFVP-Fresh Fruit & Veggie Program



Technology

Upgrades Since Last Year:

- Security
 - 13 Cameras
 - 3 Door Card Readers
 - Video Phone (PreK)
- Esports Lab - 1 computers
 - MSI core i5 16GB Ram
 - 25" gaming monitor
- Chromebooks - 1023
- Pre-K
 - Two 75" Smart Panels

Help Desk Tickets:

- August 1, 2021 - July 31, 2022
 - 517 tickets
- Planned Upgrades
 - Smart Board Replacement Plan
 - Additional Door Card Readers
 - VPN to Bus Barn
 - Point to Point to connect Pressbox

Transportation

2021 - 2022

- 34% of enrolled students were daily bus riders
 - 14 routes
 - 336 AM & 507 PM students daily
 - 92,738 route miles a year
- 22 Class 7 buses (avg. age 2006) 4 - 99' models
- 3 Specialized buses (avg. age 2016)
- 2 School Vans
- 5 Trucks (Super., Maint., FFA, 2 @ Bus Shop)



Transportation

23,345 miles on 241 Athletic Trips

8,655 miles 96 Non-Athletic Trips

- Field Trips
- Extracurricular Activities

Annually 7300 gallons of gasoline
 20000 gallons of diesel



Maintenance

- 1222 Work Orders
- Expanded Preschool Playground
- Rekeying Entire Campus
- Replaced multiple AC Units



Safety Inspections

2020-2021

District Safety Training-Yes
Inspection 1-Yes
Inspection 2-Yes

2021-2022

District Safety Training-Yes
Inspection 1-Yes
Inspection 2-Yes

Master Planning