


Annual Report 2019-2020



A+
**After School
Program**

Promoting Lifelong Learning & Uniting
Schools, Families & Communities



Vision


The A+ program will provide a safe, supportive environment where youth are encouraged to learn, challenged to dream and express creativity, and inspired to explore their school, community and world.

Mission

To engage youth in a variety of enrichment programs that promote positive youth development and enhance academic skills.

GOALS

- Provide a safe, supportive environment for all
- Improve the academic ability of youth
- Strengthen life skills of youth for college, career and life.
- Engage and educate adult family members
- Strengthen community, school and family partnerships
- Provide a high quality program



A+ Leadership

Oversight Committee

[Tom Rheinheimer](#)

District Administrator

[Anjuli Mucklin](#)

Riverview Principal

[Caitlin Reinke](#)


Redgranite Principal

[Cindy Reilly](#)

Business Manager

[Deb Premo](#)

Parkside Principal



A+ Coordinators

[Kendra Knutson](#)

Program Coordinator

[Abby Weiland](#)

Riverview Site Coordinator

[Amy Sheller](#)

Redgranite Site Coordinator

[Dianna Parrott](#)

Parkside Site Coordinator

Overview



Locations & Grades Served

Wautoma Area School District:

- Parkside School (4-8 grade)
- Redgranite Elementary (K-5 grade)
- Riverview Elementary (K-3 grade)

Who We Serve

K-8th grade youth in the Wautoma Area School District service area (*Includes homeschool, online and private schools*)

Priority is given to:

- Previously enrolled youth and their siblings
- Youth that can attend 4 or more days per week on average
- Youth identified by school day staff as needing extra services
- Youth that would benefit by participating in the program



Program Activities

A+ offers a variety of activities daily including:

- Enrichment Activities (Academic, STEM, Art, Physical Activity and Life Skills)
- Homework Help and Tutoring
- Snack
- Recreation
- Free Choice Activities

Other activities and events offered include:

- Field Trips
- Family Events
- Adult Enrichment

Team Members

Team Members include: certified teachers, paraprofessionals, parents, grandparents, community members, local professionals, high school students and middle school students.

- 31 paid part-time employees
- 35 volunteers
- 10 local organizations

History

In 2000 a group of community members, parents and district staff recognized the need for an after school program in the Wautoma Area School District. A+ has evolved over the years from primarily providing homework and a safe place to be, to including enrichment, youth leadership, tutoring, field trips, parent education, quarterly celebrations, competitions and community involvement.



2001	2004	2008	2009	2010	2013	2014	2015	2016	2018	2019	2020
------	------	------	------	------	------	------	------	------	------	------	------

Parkside School received a 3 year 21st Century Community Learning Center (21CCLC) Grant (\$439,435) from the U.S. Department of Education

Riverview School received a 5 year 21CCLC Grant (\$300,000). Parkside & Redgranite programs continued with school support.

The Reach The Peak Race fundraiser was created to provide sustainability. Wautoma High School received a 5 year 21CCLC Grant (\$300,000).

Riverview received another 5 year 21CCLC grant (\$275,000).

Parkside received a 5 year 21CCLC Grant (\$480,000). The school district and Fund 80 continued to support the Redgranite and Riverview Programs.

WHS was not selected for a continuation grant. WHS continued offering academic support after school 2 days a week.

Riverview received a 3rd 5 year 21CCLC grant (\$250,000).



Parkside was awarded a 2nd 5 year 21CCLC grant (\$275,000). Redgranite continued to operate with SAGE, Title 1, Fund 80 and program fees.

A+ celebrated 15 years of After School Programming! SAGE Funding ended for A+. Title 1 was leveraged to provide funding for Redgranite.

The first A+ Summer Camp programs were offered in June funded by donations, fees & Title 4.

The first A+ Spring Break Camp was offered in March. Riverview was awarded a 5 year 21CCLC grant. (\$650,000).

COVID-19 shutdown schools, programs were not offered March - June 2020. Team members continued professional development.



Program Results

ENROLLMENT & ATTENDANCE:

- 27% of K-8 students in the WASD enrolled (243 youth) *increase of 41 from 18/19*
- 166 students attended A+ each day on average *increase of 32 from 18/19*
- 87% were regular attendees (30+ days) **6% decrease from 18/19*
- 46% were frequent attendees (90+ days) **22% decrease from 18/19*
- On average, regular attendees attended 88 days of A+ **decrease of 24 from 18/19*
- 116 days of programming were offered compared to 159 in 18/19 **decrease 43*
**decrease is directly related to school shutdown due to COVID19*



PARENT SURVEYS: 30% return rate

**5% lower than 18/19*

- 86% of parents felt the after school program reduced stress at home.
- 89% of families felt the A+ program helped their family not worry about their child's safety after school.
- 96% of families believe that A+ Staff built positive relationships with their child.
- The percent of A+ families that agree or strongly agree that A+ helped their child...
 - Improve academic skills: 77%
 - Improve social skills: 86%
 - Improve health / healthy choices: 83%
 - Develop new skills and interests: 89%
 - Build self-confidence: 80%
 - Make new friends: 88%

92%

of parents reported satisfaction with the overall program and that the program meets their families specific needs.

Program Results

ACADEMICS:

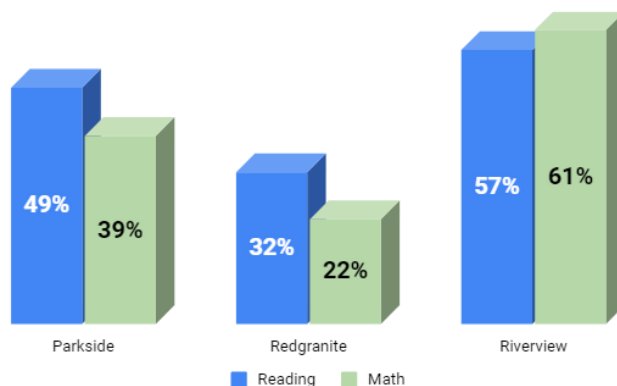
iReady Assessment data was used to determine student growth from Fall 2019 to Winter 2020 as measured by 50% or more progress from fall to winter toward personal growth goal (due to no Spring data available because of school shutdown).

TEACHER SURVEYS:

The 21st CCLC grant requires A+ to survey teachers in the Spring on measures of student performance. Results shown are for regular attendees that were identified as needing to improve in the area specified. (Survey return rate was lower due to school shutdown.)

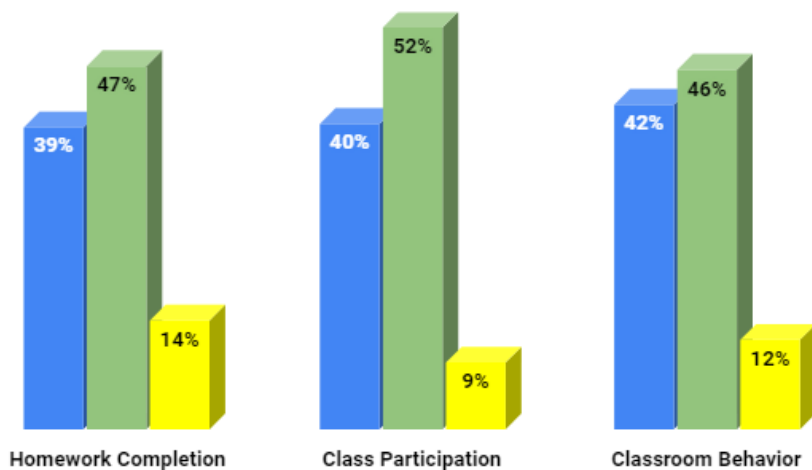
iReady Academic Growth Results:

Percent of regular attendees that met 50% of their growth goal by Winter 2020



Spring 2020 Teacher Perception Survey Results

■ needed to improve & did
 ■ needed to improve and stayed the same
■ needed to improve and got worse

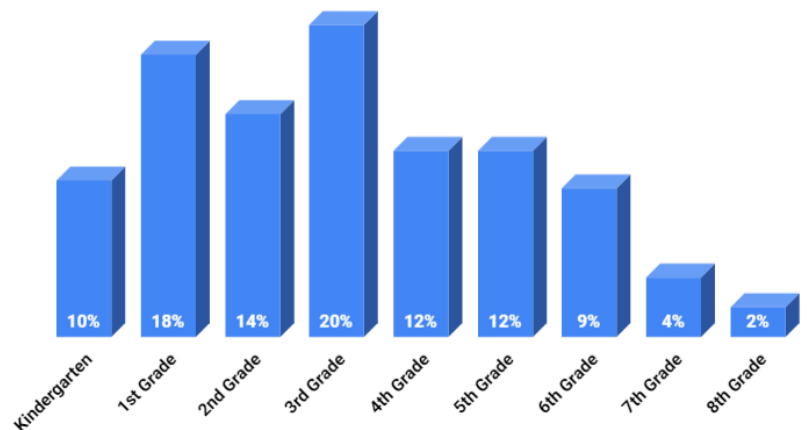


Program Results

DEMOGRAPHICS OF REGULAR ATTENDEES:

- 11% Limited English Proficiency
**increase of 2% from 18/19*
- 16% Special Education
**increase 5% from 18/19*
- 57% Male / 43% Female

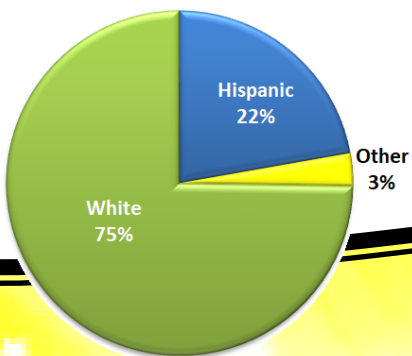
Enrollment By Grade



Economic Status: Lunch Eligibility



Ethnicity



A+ Partners

The A+ After School Program is very thankful for the support of our community. The success of the A+ program is directly related to the generous donations (time, supplies and money) from local community members, businesses and organizations.



2019-20 Partners: 28 organization partners & several individual partners!
Our goal is to have 50 organizations partner with A+ each year.

American Family Insurance ★ American Martial Arts Academy ★ Dale and Dawn Fadrow ★ Flytes Fieldstones ★ Fox Valley Technical College (Wautoma and Appleton) ★ Heartland House ★ Little Sprouts Discovery Center ★ Living Anew Farm ★ Madison Extension (4-H, Family Educator and FoodWISE) ★ Marshfield Clinic Health Services (Afterschool AmeriCorps and Life Skills Groups) ★ McDonalds ★ Milk Specialties ★ MILSCO Union USW Local 2-614 ★ Preston Place ★ Reach The Peak ★ Rotary ★ Smokey Hollow Campground ★ Thrivent (Action Team) ★ Trinity Lutheran Church ★ Waushara County Department of Aging ★ Waushara County Department of Human Services ★ Waushara Energy Assistance ★ Wautoma Area School District (administration, teachers, nurse, counselors, support staff, transportation & food service) ★ Wisconsin After School Network ★ Various Community Members ★ A+ Families ★ A+ Team Members

72 hours of FREE enrichment programs and services were provided for A+ youth and adults by 10 local organizations and businesses!



A+ Volunteers

2019-20 Volunteers: 35 volunteers provided 206.5 Hours!

A+ Goal: 60 volunteers and 1000 hours

Thank you to all our fantastic Volunteers!

Community Members: Cindy Pomplun, Cristel Venker, Dee Gunderson, Jake Wagner, Kristen Jones, Paula Speilman and Roger Loberg.

District Employees: Allyson Bowden, Andrea Braatz, Cherie Bunde, Cricket Kendrick, Jeannie Loberg, Joe Anklam, Julie Kettlewell, Kendra Knutson, Michelle O'Rourke, Seth Boersma and Sy Vanissaveth.

Organization Volunteers: American Family Insurance (Becca Dickson, Kyle McReath), Waushara County Department of Aging (Mary Suchanek), Rotary (Bob Holzman, Craig Walker, Darlene Rigden, Jeff Martz, TJ Rinaldi, Tom Lorenson) and TJ Rinaldi Chiropractic (TJ Rinaldi).

Youth Volunteers: Aidan Abler, Alicia Lemke, Evher Hernandez, Falyn Krempp, Hannah Jensen, Lily Lopez, Mallorie Vissers and Teagan Reitz.



*****Marshfield Clinic Health System AmeriCorps Afterschool Member, Sharon (Cricket) Kendrick, served 1438 hours in the school day and after school!***

2019-20 Highlights



**Adult Rock Climbing
Living Anew Farm
A+ Warrior Training
Ice Skating
Kickboxing
Family Nights
Hiking
Homemade
Ice Cream
Fox Cities PAC:
Blue Man Group**



Parkside

Objectives and Results for 2019-20:

Academic Goals:

At least 65% of regular attendees will meet or exceed 50% of their projected typical growth goal on the iReady Math / Reading Assessment from Fall 2019 to Winter 2020. *modified due to school shutdown.

- Reading: 49%
- Math: 39%

Teachers will report improvement in homework completion for at least 50% of regular attendees that needed to improve in homework completion per the Spring Teacher Survey.

- 36%

Participation Goals:

80 or more students will attend at least once.

- 84 (increase of 21 students from 18/19)

75 students or more will regularly attend the PS A+ Program.

- 72 students attended 30 or more days.
(increase of 17 students from 18/19)

90% or more of regular attendees will participate in one or more health and fitness enrichments.

- 51% participated in at least one fitness enrichment (decrease 49% from 18/19)

70% or more of RA will have no detentions logged during the school year.

- 82% of students that regular attended had no detentions during the school year. (increase of 1%)

Family Engagement Goals:

At least 75 family members will attend 1 (one) or more CLC family offerings.

- 57 family members attended at least once (same as 18/19)
- 19 family members attended at least 2 family events (decrease by 3 from 18/19)
- 51% of enrolled students had at least 1 family member attend at least 1 event this year. (decrease of 9% from 18/19)



**A+ was unable to measure several goals due to program shutdown in March because of COVID-19.

*Many decreases can be attributed to the school shutdown in March, many family events and health programs did not take place.

Riverview

Objectives and Results for 2019-20:

Academic Goals:

70% of frequently attending youth (90+ days) identified as below proficiency in math / reading will meet or exceed 50% of their annual typical growth on the iReady Math / Reading Assessments from Fall 2019 to Winter 2020. (modified due to school shutdown)

- Reading: 58% met or exceeded their growth goal
- Math: 68% met or exceeded their growth goal

Participation Goals:

100 students or more will attend the CLC:

- 99 students attended this school year. (increase of 11)

100 students or more will regularly attend (30+ days) the A+ Program:

- 92 students were regular attendees (slight increase of 6)



Family Engagement Goals:

100 family members or more will attend 1 (one) or more CLC family engagement offerings:

- 91 adult family members attended 1 or more family events. (decreased by 17 from 18/19)
- 45 adult family members attended 2 or more events. (decreased by 17 from 18/19)
- 82% of students had at least 1 family member attend at least 1 event this year. (decreased 15% from 18/19)

**A+ was unable to measure several goals due to program shutdown in March because of COVID-19.

*Many decreases can be attributed to the school shutdown in March, many family events and health programs did not take place.



Redgranite

Objectives and Results for 2019-20:

Academic Goals:

70% of frequently attending youth (90+ days) identified as below proficiency in math / reading will meet or exceed 50% of their annual typical growth on the iReady Math / Reading Assessments from Fall 2019 to Winter 2020.

(modified due to school shutdown)

- Reading: 37% met or exceeded their growth goal
- Math: 26% met or exceeded their growth goal

At least 50% of frequent attendees (90+ days) in need of improvement in homework completion will have teacher reported improvements on homework completion on the Spring Teacher Survey.

- 40% (of students that needed to improve)



Participation Goals:

60 students or more will attend the CLC

- 60 students (increase of 9 from 18/19)
- 45 students or more will regularly attend (30+ days) the A+ Program:
- 48 students were regular attendees (increase of 2 from 18/19)

Family Engagement Goals:

50 family members or more will attend 1 (one) or more CLC family engagement offerings:

- 32 family members attended one or more family events. (decrease of 3 from 18/19)
- 17 families attended 2 or more events. (increase of 3 from 18/19)
- 47% of students had at least 1 family member attend at least 1 event this year! (decreased 28% from 18/19)

90% of adults with youth in A+ will report that services satisfactorily met their family's specific needs.

- 100% of those that completed the Spring End of Year Family Survey.

**A+ was unable to measure several goals due to program shutdown in March because of COVID-19.

*Many decreases can be attributed to the school shutdown in March, many family events and health programs did not take place.



Comments

Parkside Family Survey Comments:



“This is a positive and safe after school environment for children”


“I can say that ONE leader has had a great impact on my child. Hope to see him next year.”

“Keep up the great work. You are doing a great job.”

Redgranite Family Survey Comments:

“I love the homework help and safe space.”

“She opens herself up more with other students and staff. She wants to be active and her learning and wanting to learn is so amazing. We think this program is so great and we are so happy she can be a part of it.”



Riverview Family Survey Comments:

“Nothing specific, I just know it was his favorite part of the day.”

“ My daughter has come out of her shell more and is trying new things. It also helps balance our time when we get home from school/work.”

“ My child is now reading and writing more because of A+”

“ Having a consistent plan for after school reduced stress, for us and our child.”

“Love the enrichment programs and the vast topics they cover.”

“ My child started second semester after never attending before. He was able to fall right in and feel comfortable right away, and he can be kind of a shy guy when it comes to new stuff. Abby’s communication was excellent.”





A+ Financial Information

FUNDING:

Nita M. Lowey 21st Century Community Learning Center Grant (21st CCLC)	\$187,338
Title 1	\$42,385
Fund 80	\$86,703
Fund 10 (Savings/Donations)	\$26,941
Total Program Funding	\$343,366

- \$2,338 18/19 carry over for 21st CCLC grant
- Wautoma Area School District In-Kind Support is estimated at \$85,000 (utilities, custodial services, storage, office supplies, copier use & paper, administrative services, transportation, insurance, etc.)
- Additionally, \$3,362 in supplies & in-kind programming were provided by the community.
- \$12,202 was provided in donations including \$8,300 from the Reach The Peak Fundraiser sponsored by Thrivent Financial & ThedaCare).

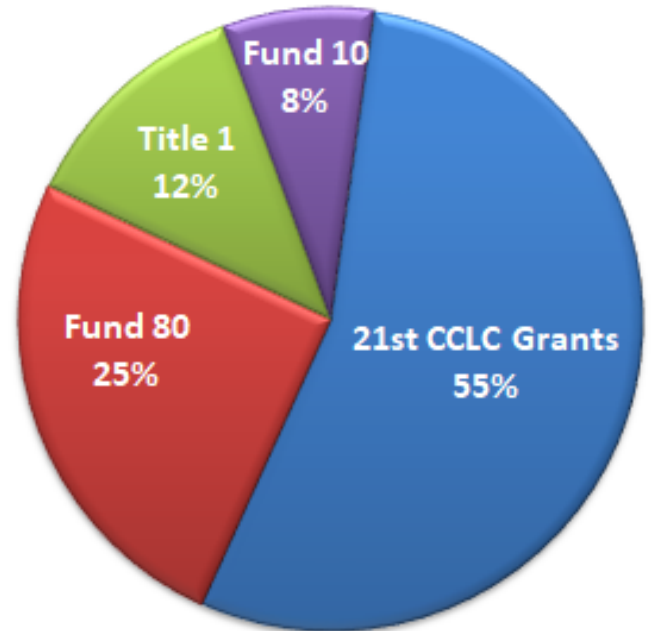
PROGRAM EXPENSES:

Employee Salaries	\$210,399
Employee Fringes	\$51,138.06
Purchased Services	\$19,531
Supplies	\$6,584
Total Program Expenses	\$287,652

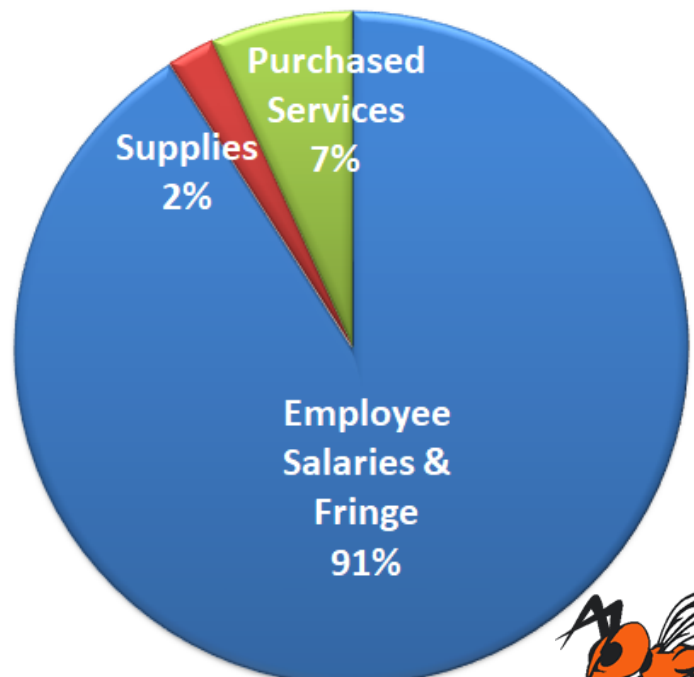
- Cost to participants: FREE
- Actual cost per student: \$1,732.84 (based on average daily attendance)

Spring Break costs are not included in the financial report.

A+ 2019-20 Funding



A+ 2019-20 Expenses



Spring Break Camp!

Dates Provided: March 9-13 (5 days)

Cost: FREE (reduced from \$130/week or \$30/day from 2019)

Participation: 45 youth (increase of 7 from 2019)


Daily Average Attendance: 38 youth (increase of 7 from 2019)

Funding Partners:

- Nita M. Lowey 21st Century Community Learning Center Grant
- Reach The Peak, Inc.
- A+ Fundraiser: Middle School Concessions
- The Wautoma Area School District

Activities & Field Trips:

- UW-Stevens Point Planetarium & Museum of Natural History
- Luau Party at Parkside School
- Bowling at Dogger's
- Swimming at the Super 8
- 4-H STEM Program at the Wautoma Library
- Yoga at the American Martial Arts Academy
- Roller Skating at Skate City in Wisconsin Rapids
- Ice Skating at the Waupaca Expo Center
- Movie at Parkside



Spring Break Budget	
21st CCLC Grants	\$2,768
A+ Account (626)	\$2,531
Donations	\$1,000
TOTAL FUNDING	\$6,299
Wages/Fringe	\$4,101
Tickets / Entry Fees	\$758
Supplies	\$147
Transportation	\$995
TOTAL EXPENSES	\$6,001
TOTAL GAIN/LOSS	\$298

- Average cost per child: \$31.50/day or \$158/week
- Decreased staff to student ratio for field trips from 2019 = increase in wages & fringe costs.
- WASD In-kind support not included

A+ After School Program

514 S. Cambridge St.

PO Box 870

Wautoma, WI 54982

920-787-7112 x1305

knutsonk@wautoma.k12.wi.us

<https://www.wautomasd.org/o/wasd/page/a-after-school-programs>



Promoting Lifelong Learning & Uniting
Schools, Families & Communities

