

Annual Report 2021-2022



A+

After School Program

Promoting Lifelong Learning & Uniting
Schools, Families & Communities



Vision

The A+ program will provide a safe, supportive environment where youth are encouraged to learn, challenged to dream and express creativity, and inspired to explore their school, community and world.

Mission

To engage youth in a variety of enrichment programs that promote positive youth development and enhance academic skills.

GOALS

- Provide a safe, supportive environment for all
- Improve the academic ability of youth
- Strengthen life skills of youth for college, career and life.
- Engage and educate adult family members
- Strengthen community, school and family partnerships
- Provide a high quality program



A+ Leadership



Oversight Committee

Tom Rheinheimer District Administrator

Jewel Mucklin Riverview Principal

Caitlin Richter Redgranite Principal

Cindy Reilly Business Manager

Deb Premo Parkside Principal

A+ Coordinators

Kendra Knutson

Program Coordinator

Abby Weiland

Riverview Site Coordinator

Dianna Parrott

Parkside Site Coordinator

Spring Break Coordinator

Summer Camp Coordinator

Katie Parks/Tera Burdick

Redgranite Site Coordinator

Bruce Enck

Family Engagement Coordinator

Jeannie Loberg

Volunteer Coordinator

Overview



Locations & Grades Served

Wautoma Area School District:

- Parkside School (4-8 grade)
- Redgranite Elementary (K-5 grade)
- Riverview Elementary (K-3 grade)

Who We Serve

K-8th grade youth in the Wautoma Area School District service area (*Including youth attending homeschool, online and private schools*)

Priority is given to:

- Youth who would benefit from being in the program as identified by school day staff
- Previously enrolled youth and their siblings
- Youth who can attend 4 or more days per week on average

Program Activities

A+ offers a variety of activities daily including:

- Enrichment Clubs (Academic, STEM, Art, Physical Activity and Life Skills)
- Homework Help
- Tutoring
- Snack
- Recreation
- Free Choice Time

Other activities and events offered include:

- Field Trips
- Family Events
- Adult Enrichment and Education
- Spring Break Camp
- Summer Camp

Team Members

Team Members are employees, volunteers and local organizations, including certified teachers, paraprofessionals, parents, grandparents, community members, local professionals, high school students and middle school students.

History

In 2000, a group of community members, parents and district staff recognized the need for an after school program in the Wautoma Area School District. A+ has continued to evolve to meet youth, family and community needs.



2001 2004 2008 2009 2010 2013 2014 2015 2016 2018 2019 2020 2022

Parkside School received a 3 year 21st Century Community Learning Center (21CCLC) Grant (\$439,435) from the U.S. Department of Education

Riverview School received a 5 year 21CCLC Grant (\$300,000). Parkside & Redgranite programs continued with school support.

The Reach The Peak Race fundraiser was created to provide sustainability. Wautoma High School received a 5 year 21CCLC Grant (\$300,000).

Riverview received another 5 year 21CCLC grant (\$275,000).

Parkside received a 5 year 21CCLC Grant (\$480,000). The school district and Fund 80 continued to support the Redgranite and Riverview Programs.

WHS grant funding ended WHS continued offering academic support after school 2 days a week.

Riverview received a 3rd 5 year 21CCLC grant (\$250,000).



Parkside was awarded a 2nd 5 year 21CCLC grant (\$275,000). Redgranite continued to operate with SAGE, Title 1, Fund 80 and program fees.

A+ celebrated 15 years of After School Programming! SAGE Funding ended for A+. Title 1 provided funding for Redgranite.

A+ Summer Camp programs were offered in June funded by donations, fees & Title 4.

A+ Spring Break Camp was offered in March. Riverview was awarded a 5 year 21CCLC grant. (\$650,000).

COVID-19 shutdown schools. Programs were not offered March - June 2020. Team members continued professional development.

Parkside received a 5 year 21CCLC grant (\$500,000).



Program Results

ENROLLMENT & ATTENDANCE:

- 24% (214 youth) of K-8 students in the WASD enrolled (*increase of 36 (4%)*)
- 134 students attended A+ each day on average (*increase of 9*)
- 91% (195 youth) were regular attendees (30+ days) (*increase of 41 (9%)*)
- 68% were frequent attendees (90+ days) (*decrease of 1%*)
- On average, regular attendees attended 115 days of A+ (*increase of 6*)
- 172 days of programming were offered (*increase of 12 days*)



PARENT SURVEYS: 71% return rate *27% more than 20/21

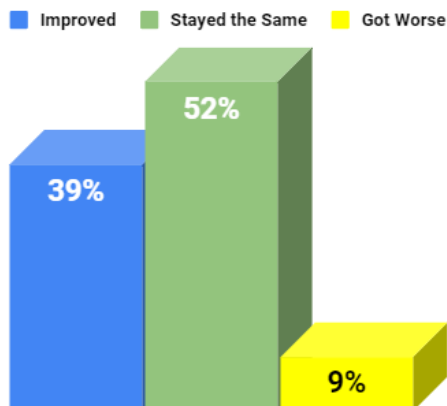
- 95% of families reported their child enjoyed attending most or all of the time.
- 96% of families believe that A+ Staff have built positive relationships with their child.
- The percent of A+ families that agree that A+ helped their child:
 - Improve academic skills: 81%
 - Get along better with others: 89%
 - Increase physical activity: 96%
 - Develop new skills and interests: 96%
 - Build self-confidence: 95%

96%

*of parents reported satisfaction
with the overall program .*

Program Results

Spring 2022 Teacher Perception Survey Results



TEACHER SURVEYS:

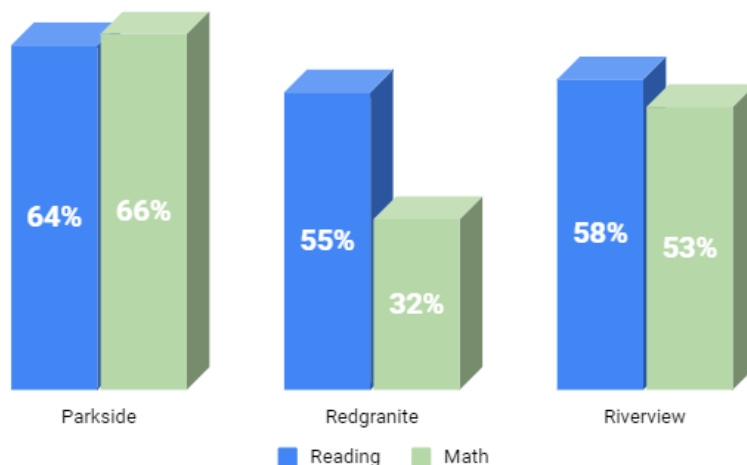
The 21st CCLC grant requires A+ to survey teachers in the Spring on measures of student performance for each student who attends A+ 10 or more hours. Results to the left are of the students who needed to improve (not all students).

Overall what happened with the students engagement in learning over the course of the school year?



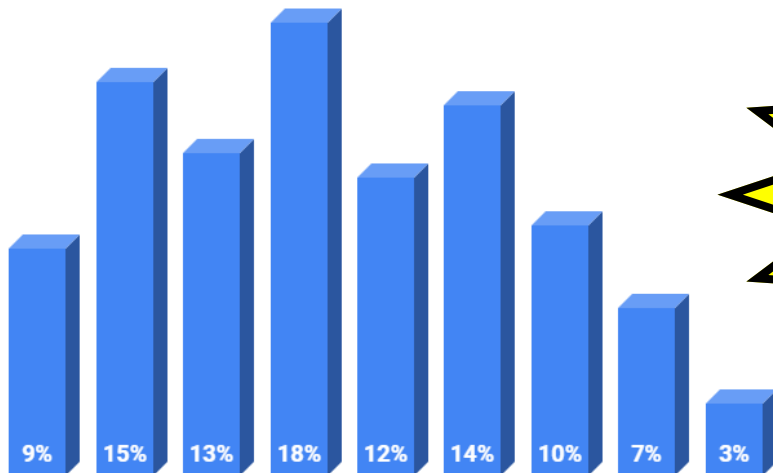
iReady Academic Growth Results

Percent of frequent attendees (90+days) who met their growth goal by Spring 2022



Program Demographics

Enrollment By Grade



94.4%

School Day Attendance Rate
of students attending A+
30 or more days.



Demographics of All Participants

- 8% English Learners (limited English Proficiency)
- 7% Special Education
- 56% Male / 44% Female
- 21% Hispanic / 76% White / 3% Other
- 32% Eligible for Free or Reduced Lunch *

**data is not accurate, impacted by less families completing eligibility forms for lunch in 21/22 due to free lunches*

A+ Partners

The A+ After School Program is grateful for the generous support (time, supplies and funding) from our community!

2021-22 Partners: 26 organization partners & several individual partners!



- ★ A+ Team Members & Various Community Members
- ★ Dairy Queen (Wautoma)
- ★ Doggers Bowling Alley
- ★ Dr. TJ Rinaldi Chiropractic Adjustments
- ★ Econolodge (Redgranite)
- ★ Ice Age Trail Alliance, Waushara County Chapter
- ★ Marshfield Clinic Health System: Beyond the Bell Grant
- ★ NSLP- After School Snack Program
- ★ Lambeau Lanes

- ★ Laura's School of Dance
- ★ Living Anew Farm
- ★ Phoenix Natural Health Center, LLC
- ★ Redgranite Fire Department
- ★ Redgranite Police Department
- ★ Stoneridge Piggly Wiggly
- ★ Tundra Tales Reading Program
- ★ UW-Madison Hancock Research Center
- ★ UW-Madison Extension, Waushara County, 4-H
- ★ UW-Madison Extension, Waushara County, FoodWISE
- ★ UW-Madison Extension, Waushara County, Health & Wellbeing Educator



- ★ Waushara County Department of Aging
- ★ Waushara County Food Pantry
- ★ Waushara County Sheriffs Department
- ★ Wautoma Area School District (Phy Ed. Department, Transportation Department)
- ★ Wautoma Gymnastics
- ★ Wautoma Public Library
- ★ Wautoma Rotary Club

74 hours of FREE enrichment programs were provided by 6 local organizations!

A+ Volunteers

2021-22 Volunteers:

Community Members:

- ★ Caitlin Hurley
- ★ Julie Walker
- ★ Linda Mrotek
- ★ Nicole Chase
- ★ Roger Loberg
- ★ Sharon Kendrick (Cricket)

District Employees:

- ★ Anthony Iwen
- ★ Bridgette Block
- ★ Jacob Kunkel
- ★ Julie Kettlewell
- ★ Kaitlyn Albrecht
- ★ Kendra Knutson
- ★ Megan Stevens
- ★ Seth Boersma

Organization Volunteers:

- ★ Rotary (Craig Walker, David Stevens, Denise Bauman, Peder Culver, Rachel Pechkowski, Rick King)
- ★ Ice Age Trail Alliance (TJ Roland)
- ★ Waushara Gardeners (Debbie Buchholz)

Youth Volunteers:

- ★ Cheyenne Krause
- ★ Hunter Burdick
- ★ Malayna Monacelli



25 volunteers provided 461 hours of support!

Thank you to all our fantastic volunteers!

Parkside

21st CCLC Objective Results for 2021-22:

Academic Goals:

- **64% (reading) and 66% (math) of frequent attendees (90+ days) met or exceeded their personal growth goal from Fall to Spring. (iReady Assessments)**
21/22 Goal: 65% Reading (increase from 53% in 20/21)
21/22 Goal: 65% Math (decrease from 71% in 20/21)
- **14% of 4-5th grade frequent attendees (90+ days) that needed to improve in completion of in-class assignments did improve. (Spring Teacher Survey)**
21/22 Goal: 50% (DPI teacher survey changed, not asking 6-8th anymore)

Environment & Participation Goals:

- **85 youth attended Parkside A+ at least once.**
21/22 Goal: 90 Youth (increase from 71 in 20/21)
- **88% of youth attended A+ regularly (30+ days).**
21/22 Goal: 88% (increase from 80% in 20/21)
- **56% of frequent attendees (90+ days) reported feeling safe at A+ most or all of the time. (Youth Spring Survey)**
21/22 Goal: 80% (slight decrease from 59% in 20/21)

Life Skill Goals:

- **87% of frequent attendees (90+ days) had no detentions logged during the school year. (Infinite Campus)**
21/22 Goal: 80% (increase from 80% in 20/21)
- **83% of frequent attendees (90+ days) participated in at least one health & fitness enrichment each club session. (Club sign ups/ attendance)**
21/22 Goal: 90% (new 21/22)

Family Engagement Goals:

- **53%* (45 youth) of regular attendees (30+ days) had an adult family member attend a family engagement offering. (Family Event Attendance)**
21/22 Goal: 65% (increase from 32% (23 youth) in 20/21)
- **95% of adult family members agree that they have opportunities to provide feedback about the program to program staff. (Spring Family Survey)**
21/22 Goal: 90% (new 21/22)
- **95% of adult family members feel that the feedback they provide is used to develop a stronger program. (Spring Family Survey)**
21/22 Goal: 90% (new 21/22)



Redgranite

Objective Results for 2021-22:

Academic Goals:

- **55% (reading) and 31% (math) of frequent attendees (90+ days) below proficiency, met or exceeded their personal growth goal from Fall to Spring. (iReady Assessments)**
21/22 Goal: 70% Reading (increased from 38% in 20/21)
21/22 Goal: 70% Math (decrease from 50% in 20/21)
- **15% of frequent attendees (90+ days) that needed to improve in engagement in learning, improved. (Spring Teacher Survey)**
21/22 Goal: 50% (new goal for 21/22)

Environment & Participation Goals:

- **45 youth attended Redgranite A+ at least once.**
21/22 Goal: 50 youth (decrease from 47 in 20/21)
- **96% of youth attended A+ regularly (30+ days).**
21/22 Goal: 90% (increase from 91% 20/21)
- **31% of frequent attendees (90+ days) feel that A+ students are kind to each other most or all of the time. (Youth Spring Survey)**
21/22 Goal: 75% (increased from 17% in 20/21)
- **83% of frequent attendees (90+ days) feel that A+ Staff care about them most or all of the time. (Youth Spring Survey)**
21/22 Goal: 90% (increased from 75% in 20/21)
- **69% of frequent attendees (90+ days) enjoy attending A+ most or all of the time. (Youth Spring Survey)**
21/22 Goal: 90% (increased from 41% in 20/21)
- **88% of families reported that their child enjoys attending A+ most or all of the time (Family Spring Survey)**
21/22 Goal: 75% (increased from 75% in 20/21)
- **92% of families agree that A+ staff have built positive relationships with their children. (Family Spring Survey)**
21/22 Goal: 90% (new goal for 21/22)

Life Skill Goals:

- **93.6% of families feel that A+ helped their child improve life skills. (Family Spring Survey)**
21/22 Goal: 80% (new goal for 21/22)

Family Engagement Goals:

- **68% of regular attendees (30+ days) had an adult family member attend a family engagement offering. (A+ Attendance Records)**
21/22 Goal: 75%



Riverview

21st CCLC Objective Results for 2021-22:

Academic Goals:

- **67% (reading) and 49% (math) of frequent attendees (90+ days) below proficiency, met or exceeded their personal growth goal from Fall to Spring. (iReady Assessments)**
21/22 Goal: 70% Reading (about the same as 20/21)
21/22 Goal: 70% Math (decreased from 72% in 20/21)
- **100% of frequent attendees (90+ days) below 2+ levels in guided reading in the fall, are at or above grade level (or improved by at least 2 levels) by Spring. (Guided Reading Assessment)**
21/22 Goal: 80% (increased from 82% in 20/21)
- **82% of frequent attendees (90+ days) demonstrated proficiency in math facts on their 4th quarter report card or improved at least 1 level, 2nd to 4th quarter.**
21/22 Goal: 80% (increased from 72% in 20/21)



Environment & Participation Goals:

- **84 youth attended Riverview A+ at least once.**
21/22 Goal: 90 youth (increase from 61 20/21)
- **95% of youth attended A+ regularly (30+ days).**
21/22 Goal: 95% (increase from 90% in 20/21)
- **18.5% of frequent attendees (90+ days) feel that A+ students are kind to each other most or all of the time. (Youth Spring Survey)**
21/22 Goal: 75% (decrease from 25% in 20/21)
- **91% of frequent attendees (90+ days) feel that A+ Staff care about them most or all of the time. (Youth Spring Survey)**
21/22 Goal: 90% (about the same as 20/21)
- **98% of families agree that their child enjoys attending A+. (Family Spring Survey)**
21/22 Goal: 95% (new 21/22)



Life Skill Goals:

- **75% of frequent attendees (90+ days) that needed to improve in personal responsibility will show improvement of at least 1 level from 1st to 4th quarter. (School Report Cards)**
21/22 Goal: 75% (new goal for 21/22)
- **91% of families of frequent attendees (90+ days) feel that A+ helped their child improve life skills. (Family Spring Survey)**
21/22 Goal: 93% (about the same as 20/21)

Family Engagement Goals:

- **79% of families that attended A+ family events feel that the events helped them strengthen connections with their child. (Family Spring Survey)**
21/22 Goal: 100% (decrease from 89% in 20/21)

Comments



Parkside Family Survey Comments:

“Thank you for all your hard work, time and effort making this program successful!”

“We love A+ & the opportunities!”

“We definitely appreciate having a safe place for our child to go after school while we work.”

Riverview Family Survey Comments:

“A+ always offers a variety of activities which keeps my children engaged. They look forward to A+.”

“He enjoys being at the A+ Program, it’s helped him socialize with other students, along with improving his reading.”

“Knowing that my child has a safe and fun environment to be at after school is a stress reliever for me.”

“She seems more confident. She is excited to go to school as she knows she gets to go to A+ afterwards.”

“This is a wonderful program for students. We are fortunate to have it. Thank you!”



Redgranite Family Survey Comments:

“My kids look ahead with excitement to come to A+. They have developed stronger social skills and confidence.”

“A+ helps with social skills that rural kids need as well as homework help and exposes him to new things.”

“Good group activities. My son has learned to work better with others.”

“Thank you for all you do.”

A+ Spring Break Camp!

When?


- March 7-11, 2022 (5 days), 8am - 5:30pm

Who Participated?

- 40 kindergarten - 5th grade youth
- 30 youth per day on average

What did they get to do?

- **Fun Theme Days:**
 - Into the Outdoors, Beach Party, Wautoma Wednesday, Let's get rolling & Fiesta Friday
- **Partner Programs & Field Trips:**
 - Roller Skating at Skate City (Wisconsin Rapids), Central Wisconsin Children's Museum (Stevens Point), Schmekle Reserve (Stevens Point), Wautoma Library, Bowling (Doggers), Jiu-Jitsu (Sweeps Brazilian Jiu-Jitsu), Martial Arts (AMAA), Flag Etiquette (American Legion), STEM (UW-EX 4-H), Historical Museum, Rock Wall Climbing (Wautoma High School)



Thank you to our funding partners!

- Nita M. Lowey 21st Century Community Learning Center Grant
- Fund 80
- The Wautoma Area School District



Cost Per Child:
\$162-\$216

Total Program Cost:
\$6,480

Families Pay:
\$0.00

A+ Summer Camp!

When?

- June 6 - July 1, 2022 (20 days), 12:45pm - 5:30pm

Who Participated?

- 81 kindergarten - 5th grade youth
- 64 youth attended per day on average

What did they get to do?

Field Trips:

- Menominee Park Zoo
- Hiking & swimming at Hartman Creek State Park (Waupaca)
- Fishing & cardboard boats: Alpine Lake County Park
- Bird Creek Park & Splash Pad

Enrichment Clubs & Partners!

- **STEM:** Quirkles, UW-Madison Extension 4-H, Boats to Float, Pirate Club, Outdoor Explorers, Flight & Aerodynamics
- **LITERACY:** Magic Beans, Wautoma Summer Library Programs, Unleash Your Wild Side
- **LIFE SKILLS:** Leadership (Living Anew Farm),
- **ACTIVE RECREATION & WELLNESS:** Outdoor Games, Archery, Ice Age Explorers (Ice Age Trail Alliance), Nutrition (UW-Madison Extension), Kickball


Thank you to our funding partners!

- Nita M. Lowey 21st Century Community Learning Center Grant
- The Wautoma Area School District
- NSLP: After School Snack Program
- Fund 80

Cost Per Child:
\$283-\$357

Total Program Cost:
\$22,892

Families Pay:
\$0.00



Financial Information



FUNDING

Nita M. Lowey 21st Century Community Learning Center Grant (21st CCLC)	\$217,870	(54%)
Fund 80	\$134,290	(33%)
Fund 10 (Savings/Donations/Other)	\$50,401	(13%)
Total Program Funding	\$402,561	

- \$90,000 (estimate) in-Kind and overhead covered by the WASD not included above.
- National School Lunch Program-Afterschool Snack Program reimbursed food service \$26,844.00
- \$3,600 grant was awarded for life skill groups through Marshfield Clinic Health Systems.

PROGRAM EXPENSES

Employee Salaries & Fringe	\$321,399	(88%)
Purchased Services	\$18,757	(5%)
Supplies	\$26,760	(7%)
Total Program Expenses	\$366,916	



2021-2022 COST PER PROGRAM BREAKDOWN

- Costs do not include snack (NSLP), overhead, nor in-kind support.
 - No fees were charged to program participants.

PROGRAM	TOTAL COST	% OF TOTAL	Cost Per Youth	Cost Per Day	Cost Per Hour
Riverview A+ After School	\$143,273	39%	\$1,705-\$2,605	\$10.21-\$15.60	\$4.09-\$6.24
Parkside A+ After School	\$108,482	30%	\$1,291-\$2,358	\$7.73- \$14.12	\$3.09-\$5.65
Redgranite A+ After School	\$85,799	23%	\$1,907-\$2,600	\$11.42-\$15.57	\$4.57-\$6.23
A+ Summer Camp	\$22,893	6%	\$283-\$358	\$14.13- \$17.89	\$3.33-\$4.21
A+ Spring Break Camp.	\$6,480	2%	\$162-\$216	\$32.40-\$43.19	\$3.41-\$4.55

A+ After School Program

300 S. 16th Ave

PO Box 870

Wautoma, WI 54982

920-787-7112 x1305

knutsonk@wautoma.k12.wi.us

<https://www.wautomasd.org/page/a-after-school-program>



Promoting Lifelong Learning & Uniting
Schools, Families & Communities

