

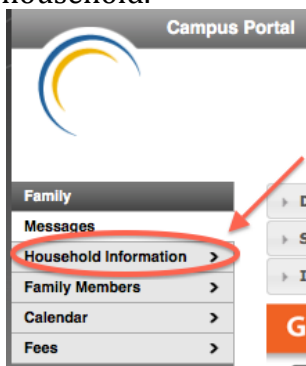
Registration Instructions

Go to the Infinite Campus parent/guardian login page <https://booneia.infinitecampus.org/campus/portal/boone.jsp>. For further instructions on how to login for the first time go to the Infinite Campus Help Screen under QuickLinks on the Boone Schools website at boone.k12.ia.us. Make any changes/updates to the information listed below.

Family Information

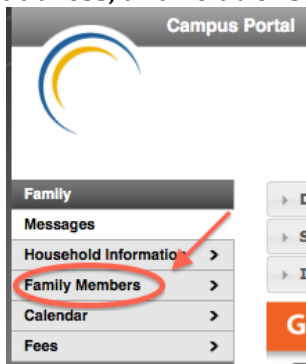
1. Household Information

Click on Household Information to check and update the home phone and address for the household.



2. Family Members

Click on Family Members to check and update people in the household, phone number, email address, and relationship.



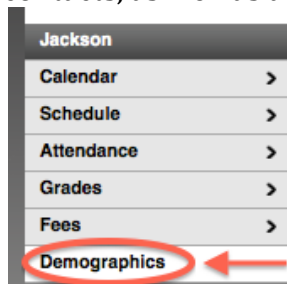
Student Information

If multiple students in the family attend Boone schools, select the student name before continuing. Make sure to update for all students.



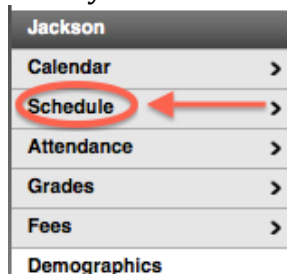
1. Demographics

Under the student's name, click on demographics to check and update personal information and non-household/emergency contacts, as well as add contacts if necessary.



2. Optional Kindergarten – 4th Grade

Beginning July 15 click on schedule to view your student's teacher assignment. Then go to the District Website to sign up for a beginning of the year conference.



3. 5th – 12th Grade

Beginning August 5th click on schedule to view your student's schedule.

Fees can be paid online on the Boone website under QuickLinks and clicking on RevTrak Payments or by printing the fee payment form under the Registration page.