

# ***PowerSchool Parent Portal Guide***

**2022-2023**

## PowerSchool guide for parents

### Introduction

PowerSchool is the student information system used by the East Noble School District. It is a web-based application that allows parents to log into a secure account from home, school or work; access real-time assignments, grades and attendance; request reports; email teachers; and more.

### Parent Access to PowerSchool

PowerSchool can be accessed through the school websites or via an app on your phone. To access them through the web you will need to go to an East Noble website.

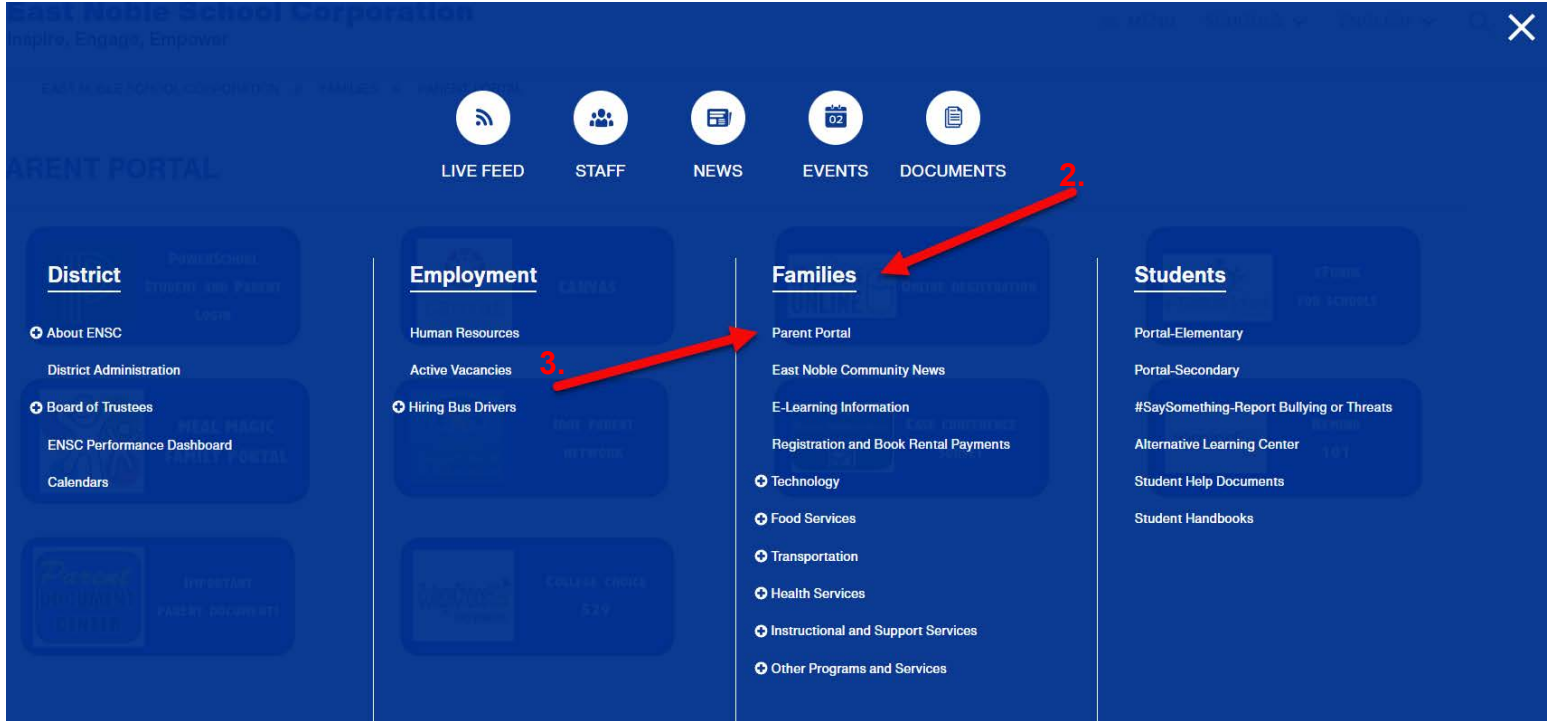
[www.eastnoble.net](http://www.eastnoble.net) from any East Noble school site select the “Menu” and then under “Families” select “Parent Portal” from the drop-down menu.

### 1. Select Menu


The screenshot shows the East Noble School Corporation website. At the top, there is a yellow header bar with the East Noble logo on the left and navigation links on the right: 'MENU', 'SCHOOLS' with a dropdown arrow, 'ENGLISH' with a dropdown arrow, and a search icon. A red arrow labeled '1.' points to the 'MENU' link. Below the header, the main content area has a blue background. On the left, it says 'It's everything East Noble, in your pocket.' followed by 'Documents · Events · Staff Directory · Alerts · News'. Below this are buttons for 'Download on the App Store' and 'GET IT ON Google Play'. At the bottom, it says 'East Noble School Corporation' and 'Inspire, Engage, Empower!'. On the right side of the page, there is a smartphone displaying the mobile app interface. The app shows a 'Home' screen with a 'Feed' of updates and 'Events' for April 22 and April 22-26.

## 2. Look under Families

## 3. Select Parent Portal

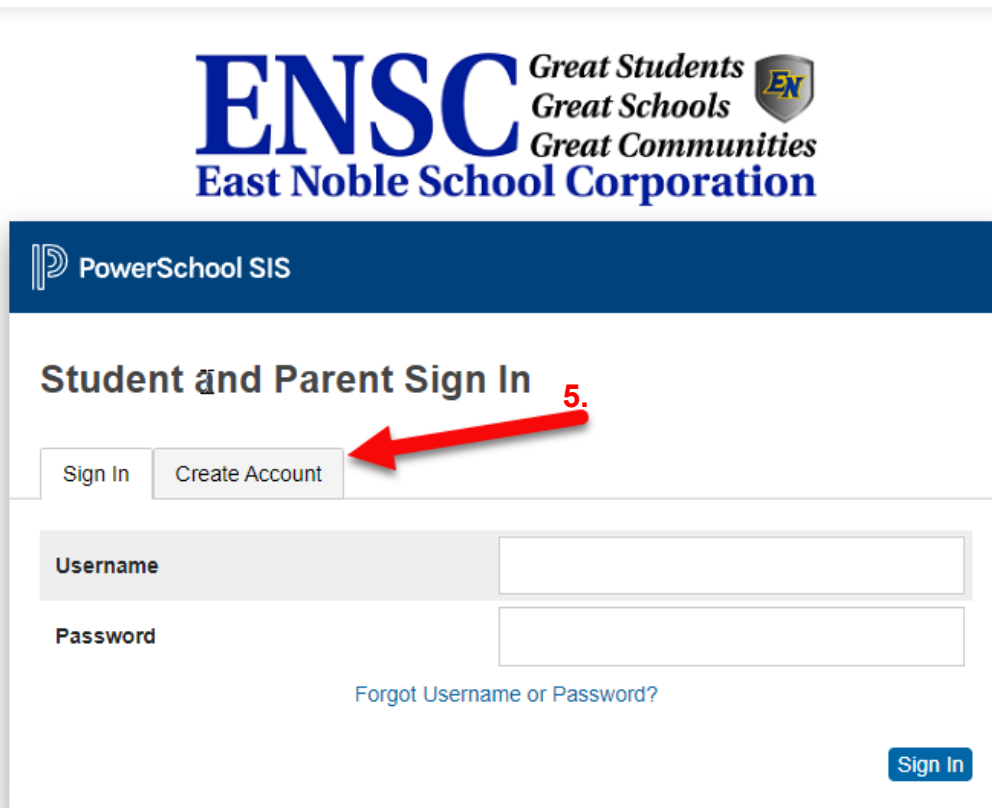


## 4. Select PowerSchool Student and Parent Login

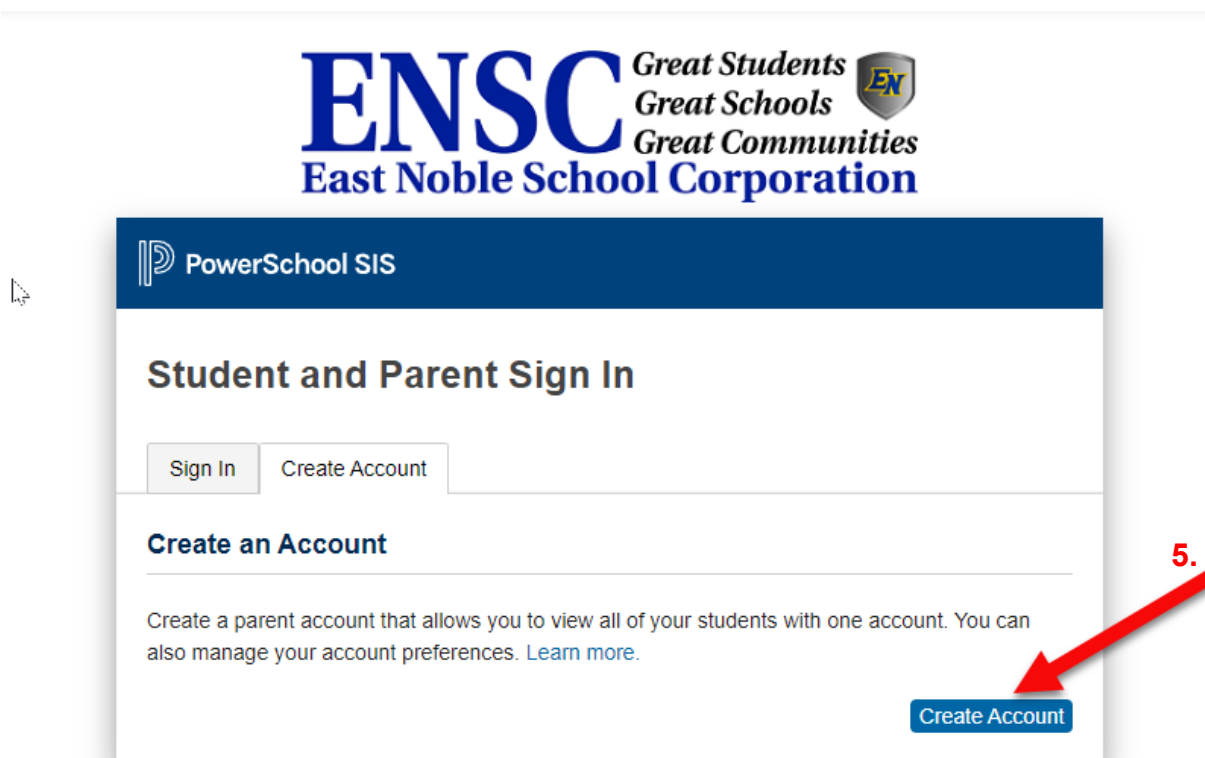


Parents of new students will receive a separate Access ID and Access Password for each child from the school(s). If you have forgotten the Access ID or Password for your child, please contact the school office.

## 5. Select Create Account



The screenshot shows the ENSC (East Noble School Corporation) login page. At the top is the ENSC logo with the tagline "Great Students, Great Schools, Great Communities". Below the logo is a blue header bar with the "PowerSchool SIS" logo. The main heading is "Student and Parent Sign In". There are two buttons: "Sign In" and "Create Account". A red arrow with the number "5." points to the "Create Account" button. Below the buttons are input fields for "Username" and "Password". A link "Forgot Username or Password?" is located below the password field. A "Sign In" button is at the bottom right.



The screenshot shows the ENSC "Create an Account" page. It features the same ENSC logo and "PowerSchool SIS" header as the previous page. The heading is "Student and Parent Sign In". The "Sign In" button is disabled, and the "Create Account" button is active. Below the buttons is a section titled "Create an Account" with a description: "Create a parent account that allows you to view all of your students with one account. You can also manage your account preferences. [Learn more.](#)". A red arrow with the number "5." points to the "Create Account" button at the bottom right.

6. You will now complete the required information to create your account.

ENSC

Great Students  
Great Schools  
Great Communities

East Noble School Corporation

PowerSchool SIS

Create Parent Account

Parent Account Details

First Name

Last Name

Email

Re-enter Email

Desired Username

Password

Re-enter Password

6.

Be at least 8 characters long

7. Enter the Access ID, Access Password, and Relationship for each student you wish to add to your Parent Account from the school paperwork.

Link Students to Account

Enter the Access ID, Access Password, and Relationship for each student you wish to add to your Parent Account

1

Student Name

Access ID

Access Password

Relationship

-- Choose

2

Student Name

Access ID

Access Password

Relationship

-- Choose

7.

After selecting

You are now back at the Sign In page. You will now enter your Username and Password.



## Student and Parent Sign In

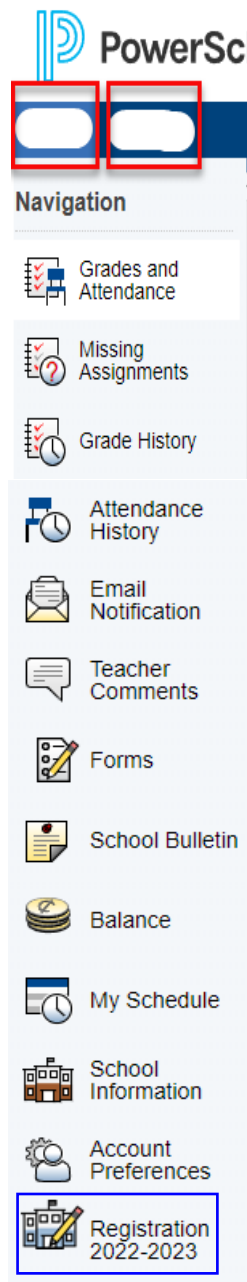
Username

Password

[Forgot Username or Password?](#)

## The PowerSchool Navigation Bar

PowerSchool opens to the **Navigation** page. It is a quick lookup page which shows classes, teachers, grades and attendance which pull from the teacher gradebooks for the current term. Once grades start to appear under the terms, you may double-click the grade to see class assignments.



If you have multiple children look in the upper left corner and you will see the children listed in the rectangular boxes. Select the child you want to look up school information about. You will also do this when completing your online registration for your children.

If you click on a grades and Attendance in the bar, you will see current classes and grades along with attendance. You can select a specific class grade for details of that grade and specific notations from the teacher.

**Other pages may be accessed by clicking on the icons in the navigation bar on the left side of the screen.**

**Grades History** shows final term grades that have been stored into student course history.

**Attendance History** gives a breakdown of dates absent and absence reasons.

**Email Notification** allows you to choose what reports you would like emailed to you and how often. This feature is optional, and reports can be quite voluminous. Most of this information can be obtained from the web pages.

**Teacher Comments** allows you to view comments teachers have made relative to the class. You may also find comments in the Grades and Attendance area relative to the term.

**School Bulletin** allows access to the school bulletin if one is published. Some buildings publish a weekly bulletin.

**Balance** allows you to see the book rental balance for your child. In the upper right you will see eFunds for schools (a PowerSchool ISV Partner) which allows you to pay the fees online.

**Account Preferences** is on parent accounts only. It allows parents to update account information and add additional students (if Access ID and Password are obtained from the school).

**Registration 2022-2023** this is where you complete the online registration for the current school year.

# Navigation Page

Navigation

- Grades and Attendance
- Missing Assignments
- Grade History
- Attendance History
- Email Notification
- Teacher Comments
- Forms
- School Bulletin
- Balance
- My Schedule
- School Information
- Account Preferences
- Registration 2022-2023





## Bus Information:

Pickup Bus:  Pickup Bus Stop:

Dropoff Bus:  Dropoff Bus Stop:

## Grades and Attendance:

Grades and Attendance Standards Grades

Attendance By Class																	
Exp	Last Week					This Week					Course	H1	T2	T3	Absences	Tardies	
	M	T	W	H	F	M	T	W	H	F							
P1(A)	ENL										Psychology 		B+ 88		4	0	
P2(A)											United States Government 		B 83		3	0	
P3(A)											Economics 		C+ 77		3	0	
P4-P5(A)											HVAC Capstone-2 		A 100		9	0	
Attendance Totals															19	0	

Current HS GPA (T2): 3.2679

[Show dropped classes also](#)

**Grades and Assignment Details** To view more information about your student's individual assignments for a class, click on the grade for the appropriate grading period.

Navigation

- Grades and Attendance
- Missing Assignments
- Grade History
- Attendance History
- Email Notification
- Teacher Comments
- Forms
- School Bulletin
- Balance
- My Schedule
- School Information
- Account Preferences
- Registration 2022-2023




## Bus Information:

Pickup Bus:  Pickup Bus Stop:

Dropoff Bus:  Dropoff Bus Stop:

## Grades and Attendance:


Grades and Attendance Standards Grades

Attendance By Class																
Exp	Last Week					This Week					Course	H1	T2	T3	Absences	Tardies
	M	T	W	H	F	M	T	W	H	F						
P1(A)	ENL										Psychology 		B+ 88		4	0
P2(A)											United States Government 		B 83		3	0
P3(A)											Economics 		C+ 77		3	0
P4-P5(A)											HVAC Capstone-2 		A 100		9	0
													Attendance Totals		19	0

Current HS GPA (T2): 3.2679

































[Show dropped classes also](#)



This symbol  - Has Comment click on the symbol for the teacher comments.

Under the “Flags” section, the teacher may mark an assignment with the following indicators: Collected, Late, Missing, Score is Exempt from Final Grade, or Assignment is not included in final grade. Reference the Legend at the bottom of the page.

#### Assignments

Due Date	Category	Assignment	Flags	Score	%	Grade	 
12/12/2022	Classwork	BR#9	 	2/2	100	A	<a href="#">View</a>
12/08/2022	Classwork	Psychology Today	 	10/10	100	A	<a href="#">View</a>
12/08/2022	Classwork	Unit 1 Notes		0/10	0	F	
12/08/2022	Classwork	BR #8	 	5/5	100	A	<a href="#">View</a>
12/07/2022	Classwork	BR#7	 	2/2	100	A	<a href="#">View</a>
12/06/2022	Classwork	BR#6	 	2/2	100	A	<a href="#">View</a>
12/02/2022	Test	Unit 1: History and Science of Psych		61/70	87.14	B+	<a href="#">View</a>
12/01/2022	Classwork	MythBusters Assignment		5/5	100	A	
11/28/2022	Classwork	BR 11/28	 	2/2	100	A	<a href="#">View</a>
11/28/2022	Classwork	BR#5	 	2/2	100	A	<a href="#">View</a>
11/22/2022	Classwork	Scientific Method Simulation	 	30/30	100	A	<a href="#">View</a>
11/21/2022	Classwork	BR#4	 	2/2	100	A	<a href="#">View</a>
11/18/2022	Classwork	Fields of Psychology	 	5/5	100	A	<a href="#">View</a>
11/18/2022	Classwork	BR#1	 	2/2	100	A	<a href="#">View</a>
11/18/2022	Classwork	BR#3	 	2/2	100	A	<a href="#">View</a>
11/17/2022	Classwork	Bell Ringer #2	 	2/2	100	A	<a href="#">View</a>
11/16/2022	Classwork	Getting to Know You	 	5/5	100	A	<a href="#">View</a>

Grades last updated on: 1/31/2023

#### Legend

1 - This final grade may include assignments that are not yet published, or may be the result of special weighting used by the teacher. [Click to view additional information on special weighting.](#)

Icons  - Has Description |  - Has Comment |  - Weighted Assignment |  - Collected |  - Late |  - Missing |  - Exempt from Final Grade |  - Absent |  - Incomplete |  - Excluded

## Looking for the mobile app for PowerSchool

