



Salt Creek School District 48

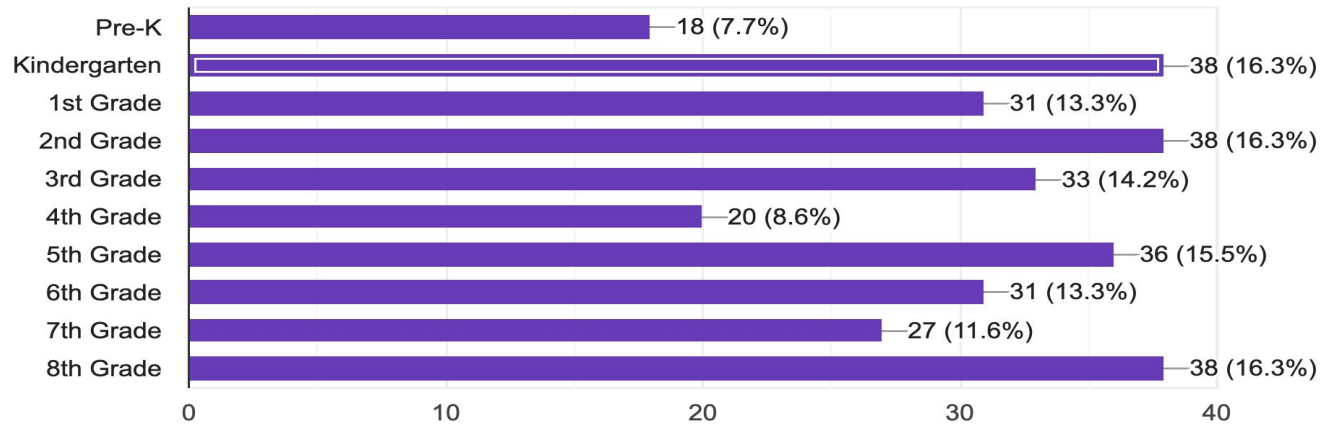
# eLearning Parent Survey

December 16, 2020

# Grade Level Participants

Please check the grade level of each District 48 child in your family represented in this survey response.

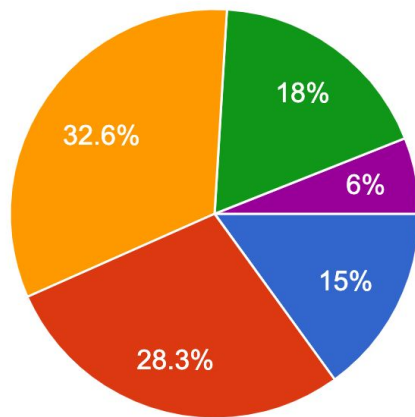
233 responses



# eLearning & Our Students

Overall, how is eLearning going for your child(ren)?

233 responses

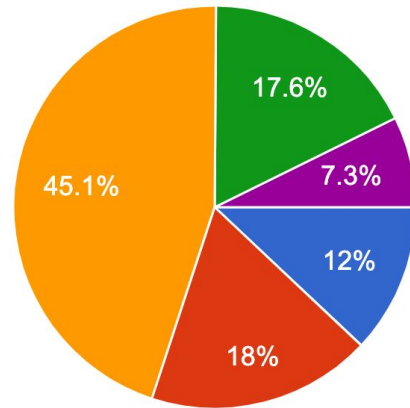


- Much better than expected
- Better than expected
- About what was expected
- Not as good as expected
- Much worse than expected

# eLearning & Our Parents

Overall, how is eLearning going for you as a parent?

233 responses

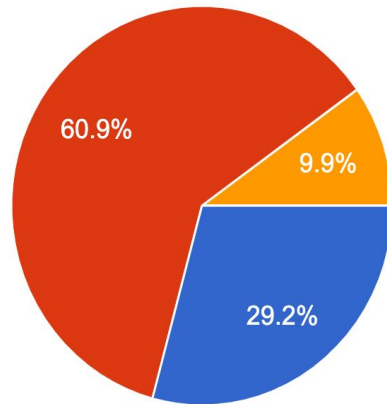


- Much better than expected
- Better than expected
- About what was expected
- Not as good as expected
- Much worse than expected

# Screen Time For Our Students

In regard to academic "screen time" for your child, do you think it has been...

233 responses

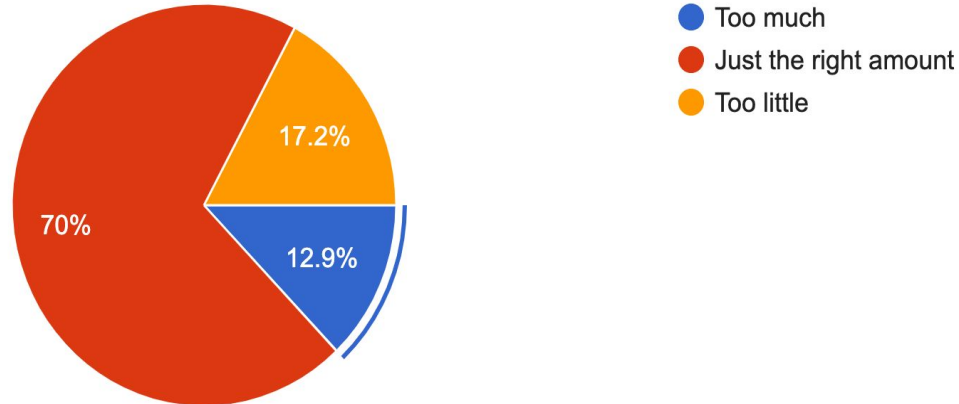


- Too much screen time
- Just the right amount of screen time
- Too little screen time

# Amount of School Work During eLearning

Overall, I feel my child is being given \_\_\_\_ school work via eLearning.

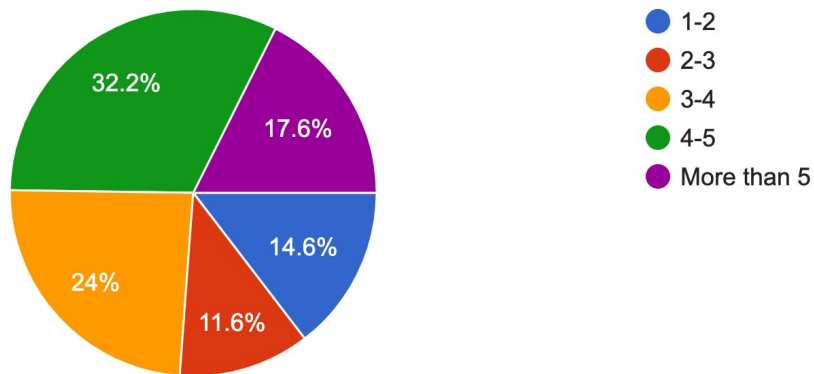
233 responses



# Estimated Amount of School Work That Is Completed Per Day

Including live Google Meet sessions, I would estimate that my child is doing school work for \_\_\_\_\_ hours per day.

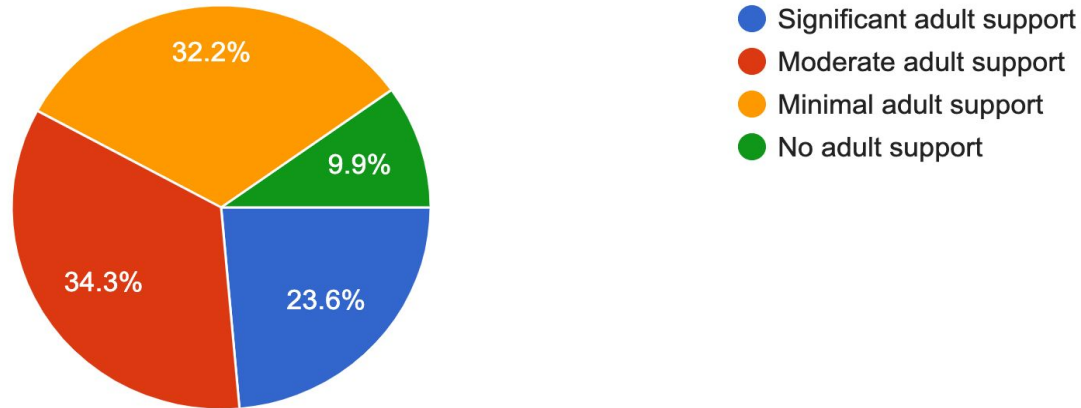
233 responses



# eLearning Adult Support

In order to complete asynchronous work or homework during eLearning, my child requires...

233 responses

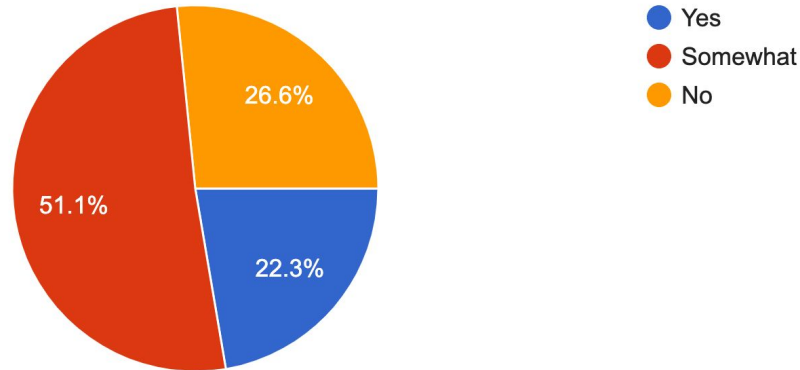




# Student Connections

Is your child feeling connected to their friends, classmates, and teachers as much as possible during eLearning?

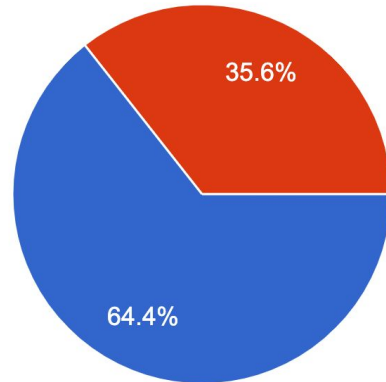
233 responses



# Resuming Hybrid Instruction

If we were to resume hybrid (in-person) instruction under the current health conditions, you would...

233 responses



- opt to send your child back to in-person instruction
- opt to continue with eLearning