

CROSSETT SCHOOL
DISTRICT

REPORT TO THE PUBLIC

DECEMBER 14, 2020

HUGH WILLIS ADMINISTRATION
BUILDING



DIVISION OF ELEMENTARY & SECONDARY EDUCATION

Vision

- The ***Arkansas Department of Education*** is transforming Arkansas to lead the nation in student-focused education.

Mission

- The ***Arkansas Department of Education*** provides leadership, support, and service to schools, districts, and communities so every student graduates prepared for college, career, and community engagement.



CROSSETT SCHOOL DISTRICT

Vision

The vision of the ***Crossett School District*** is to prepare students to succeed in a global society.

Mission

The mission of the ***Crossett School District*** is to provide a safe, caring and mutually respectful environment where each individual values education, is motivated, is accountable, and is focused on a “Tradition of Excellence.”

CROSSETT SCHOOL DISTRICT

FOUNDATION PRINCIPLES

Continuing a “Tradition of Excellence” by:

- Providing an excellent professional culture (expectations of excellence).

- Providing excellent support and feedback.

- Providing excellent instruction.

- Providing excellent teachers and staff through recruitment, retention and professional development efforts.

As a result, students will be equipped with the skills necessary for the “Jobs of Tomorrow.”



- If Crossett School District implements a comprehensive support and accountability system while implementing District goals that include all classrooms providing core, grade level instruction through clear, written and implemented curriculum with a focus on standards, pedagogy, assessments and data and.....

THEORY



-Crossett School District engages in continuous cycles of inquiry and improvement by reviewing District data to identify and address the needs within the district....

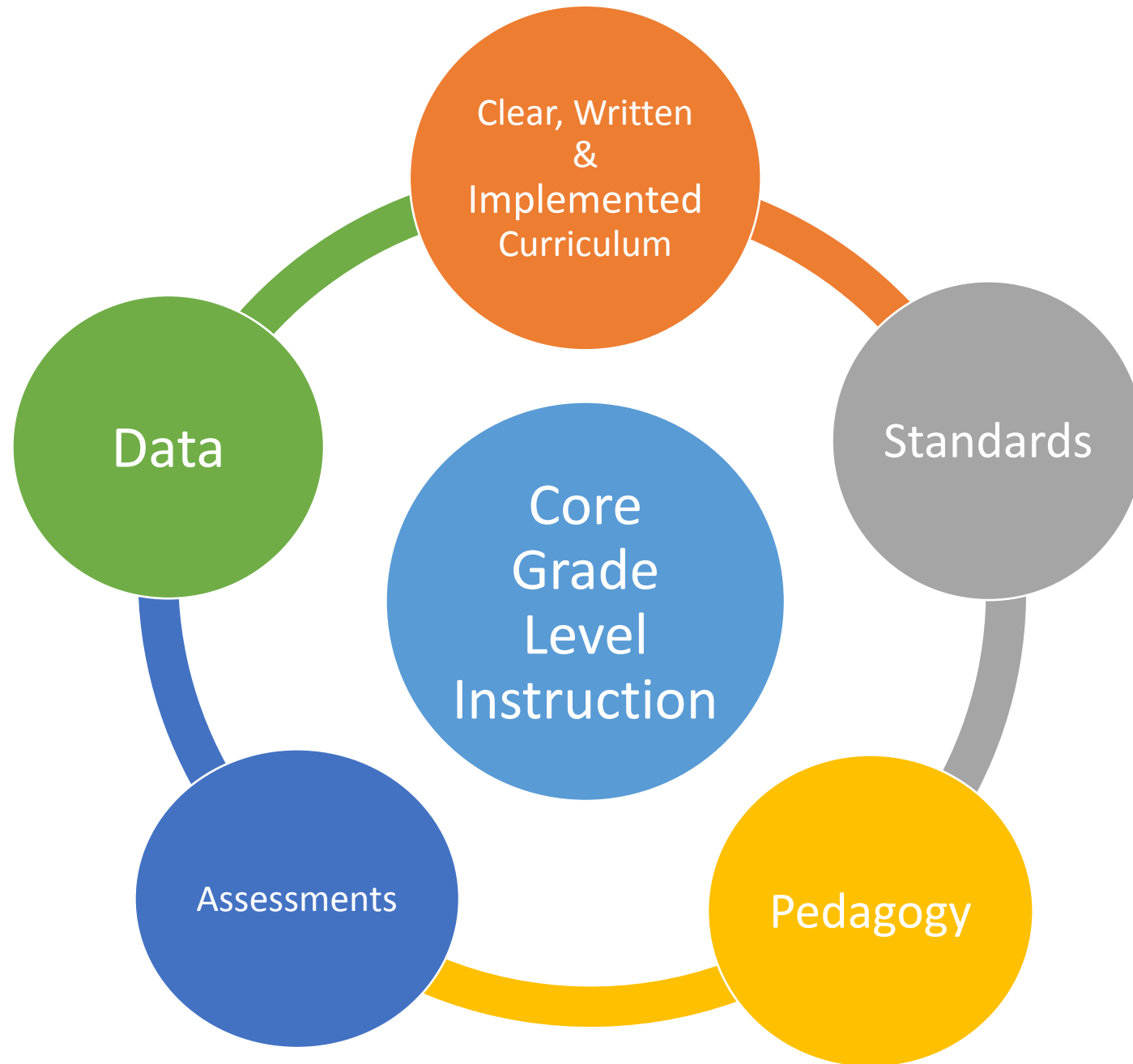
OF



- Then....Crossett School District will...spark student learning resulting in improved academic achievement in all content areas, including improved reading levels and student readiness for college, career and community engagement and close achievement gaps within the District.

ACTION





2020-2021 INSTRUCTIONAL OPTIONS BLENDED LEARNING

ONSITE
LEARNING

REMOTE
LEARNING

DISTRICT AND BUILDING *READY*
FOR LEARNING PLANS AND
SCHOOL LEVEL IMPROVEMENT
PLANS

REMOTE LEARNING ENROLLMENT

Aug.
2020

CES
234

CMS
199

CHS
247

Dec.
2020

CES
57

CMS
90

CHS
143

CAPTURING KIDS' HEARTS



Watchable by crosssettschools.org.

**"YOU MUST
CAPTURE A
CHILD'S HEART
BEFORE
YOU CAN
CAPTURE A
CHILD'S MIND."**

Certified Staff

138

Classified Staff

99

Master's
Degrees

72

National Board
Certified

5

ACT1240 Staff

16

District Data

Crossett Elementary School Index Reports

- Weighted Achievement-50%
- Value Added Growth-35%
- School Quality and Student Success – 15%
- Student Engagement (K-11)
- Reading at Grade Level (3-10)
- Science Achievement (3-10)
- Science Growth (4-10)

A service provided by ADE Office of Information Technology Created at 9/24/2019 9:31 AM

MY SCHOOL INFO SEARCHABLE • EDITABLE • PRINTABLE

2018-2019 LEAF 0201001

2018 - 2019 • Accountability At-a-Glance • Crossett Elementary School

Contact Information	Student Information
Crossett Elementary School Crossett School District Principal: Veronica Robinson Superintendent: Gary Williams 1100 Comp Rd Crossett, AR 71635- http://www.crossettschools.org (870) 364-6521	Grades PK - 4 Total Enrollment 653 Black 32.31 % English Learners 1.53 % Hispanic 2.30 % Low-Income 72.13 % White 61.72 % Special Education 8.73 %

Public School Rating Score (State Accountability: A-F Letter Grade)

State Accountability	66.23	Public School Rating	C	Rating Scale
----------------------	-------	----------------------	---	--------------

A = 78.26 and Above
B = 72.17 - 78.25
C = 64.98 - 72.16
D = 58.09 - 64.97
F = 0.00 - 58.08

* Alternative Education (AE) program students included in attendance zone for school rating. [Learn More about Public School Rating](#)

School Performance on the ESSA School Index Score (Federal Accountability)

All Students

66.23

ESSA School Index

Graph represents where scores fall in comparison to state averages. For more information about the Every Student Succeeds Act and the ESSA School Index, visit arkansased.gov.

Crossett Middle School Index Reports

- Weighted Achievement-50%
- Value Added Growth-35%
- School Quality and Student Success – 15%
- Student Engagement (K-11)
- Reading at Grade Level (3-10)
- Science Achievement (3-10)
- Science Growth (4-10)

A service provided by ADE Office of Information Technology Created at 9/24/2019 9:35 AM

MY SCHOOL INFO SEARCHABLE • EDITABLE • PRINTABLE

2018-2019 LEAF 0201008

2018 - 2019 • Accountability At-a-Glance • Crossett Middle School

Contact Information	Student Information
Crossett Middle School Crossett School District Principal: Dora Lynn Parker Superintendent: Gary Williams 100 Coach Ed Johnson Dr Crossett, AR 71635- http://www.crossettschools.org (870) 364-4712	Grades 5 - 8 Total Enrollment 478 Black 33.68 % English Learners 3.14 % Hispanic 3.77 % Low-Income 64.64 % White 60.46 % Special Education 9.00 %

Public School Rating Score (State Accountability: A-F Letter Grade)

State Accountability	63.99	Public School Rating	C	Rating Scale
----------------------	-------	----------------------	---	--------------

A = 75.18 and Above
B = 69.34 - 75.16
C = 61.71 - 69.33
D = 53.58 - 61.72
F = 0.00 - 53.57

* Alternative Education (AE) program students included in attendance zone for school rating. [Learn More about Public School Rating](#)

School Performance on the ESSA School Index Score (Federal Accountability)

All Students

63.99

ESSA School Index

Graph represents where scores fall in comparison to state averages. For more information about the Every Student Succeeds Act and the ESSA School Index, visit arkansased.gov.

The ACT Aspire was not administered in 2019-2020 due to the Covid-19 pandemic.

DESE Letter Grades currently remain the same based on 2018-2019 data.

DESE has not received a waiver on testing so at this time we are preparing to take the ACT Aspire in April, 2021.

Crossett High School School Index Reports

- Weighted Achievement-35%
- Value Added Growth-35%
- Graduation Rate-15%
- School Quality and Student Success – 15%

A service provided by ADE Office of Information Technology Created at 9/24/2019 9:39 AM

MY SCHOOL INFO SEARCHABLE • EDITABLE • PRINTABLE

2018-2019 LEAF 0201006

2018 - 2019 • Accountability At-a-Glance • Crossett High School

Contact Information	Student Information
Crossett High School Crossett School District Principal: Anthony Boykin Superintendent: Gary Williams 301 W 9th Ave Crossett, AR 71635- http://www.crossettschools.org (870) 364-2625	Grades 9 - 12 Total Enrollment 502 Black 35.66 % English Learners 1.59 % Hispanic 1.79 % Low-Income 49.60 % White 61.75 % Special Education 9.76 %

Public School Rating Score (State Accountability: A-F Letter Grade)

State Accountability	62.84	Public School Rating	C	Rating Scale
----------------------	-------	----------------------	---	--------------

A = 73.32 and Above
B = 67.06 - 73.31
C = 61.12 - 67.05
D = 52.05 - 61.09
F = 0.00 - 52.04

* Alternative Education (AE) program students included in attendance zone for school rating. [Learn More about Public School Rating](#)

School Performance on the ESSA School Index Score (Federal Accountability)

All Students

62.84

ESSA School Index

Graph represents where scores fall in comparison to state averages. For more information about the Every Student Succeeds Act and the ESSA School Index, visit arkansased.gov.

DISTRICT ACCREDITATION STATUS

2020 Standards for Accreditation Report

Page 1

Crossett School District (0201000)

219 Main , Crossett, AR 71635

<http://crossettschools.org>

Superintendent	Gary Williams
Email	gary.williams@crossettschools.org
Phone	(870) 364-3112

District Accreditation Status
Accredited

District Information
Total Enrollment
1777

FTE Information	
Superintendent	Assistant Superintendent
1.00	

ADE Standards Specialist(s)

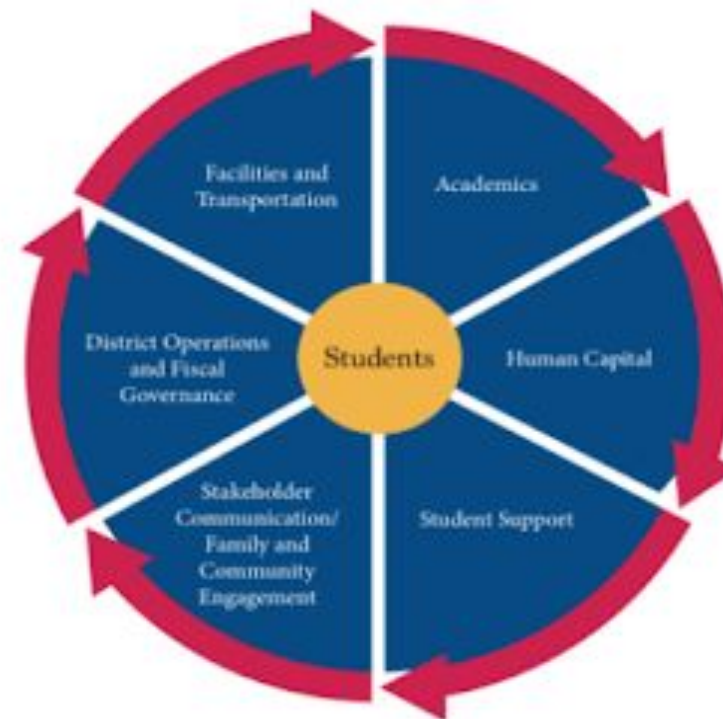
Judy Foot

Judy.Foot@arkansas.gov

501-683-2094

School Accreditation Status

		Status
0201001	Crossett Elementary School	Accredited
0201006	Crossett High School	Accredited
0201008	Crossett Middle School	Accredited



CROSSETT ELEMENTARY SCHOOL

Fall 2020-2021 NWEA Data

Student Leadership Team Service Project

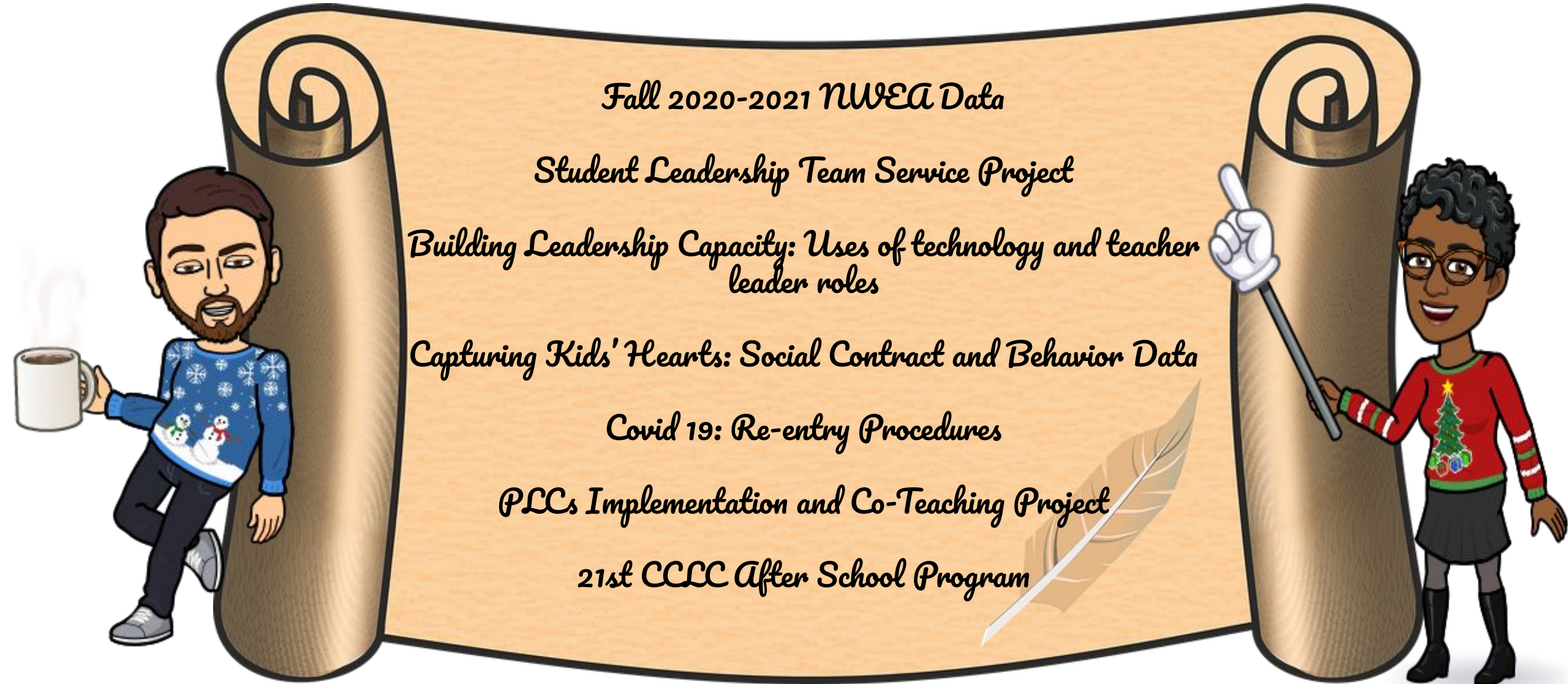
Building Leadership Capacity: Uses of technology and teacher leader roles

Capturing Kids' Hearts: Social Contract and Behavior Data

Covid 19: Re-entry Procedures

PLCs Implementation and Co-Teaching Project

21st CCLC After School Program



NWEA MAP DATA Percentage of Average/High Average/High

(Missed 2nd Semester 2019-2020)

Fourth Grade

Math: 39%
Reading: 55%

Kindergarten

Math: 70%
Reading: 72%

Third Grade

Math: 46%
Reading: 50%


Second Grade

Math: 44%
Reading: 33%

First Grade

Math: 49%
Reading: 43%

Student Leadership Team Service Project:



It's Poppin'





Teacher Leaders Sticking Together!

Sanders

Wolcott

Mansur

McGhee

Brown

Boykin



Click on your teacher to find out more information!

No Naughty . . . ONLY NICE!
STAFF Social Contract

- *Participate*
- *Communicate*
- *Open-mind*
- *Listen*
- *Share Ideas*
- *No Multi-Tasking*
- *Offer Solutions*
- *EFFORT*
- *No Put-Downs*



Capturing Kids' Hearts: Behavior Data



Fall 2019
74 Incidents



Fall 2020
20 Incidents

Covid 19: Re-entry Procedures



More Tech Savvy Staff

Changes Made

Positive Results of our Plan so Far...



Flexible Learning Plan for students Onsite/Remote

scheduled bathroom breaks

- *Students travel in Cohorts*
- *Recess*
- *Grade level lunches*
- *Breakfast in the classroom*

Smooth Morning Procedures!

Relationship building time for teachers and students in the mornings

Our school has not closed!

- *Safer school through increased supervision*
- *72.9% decrease in discipline incidents*

PLCs Implementation and Co-Teaching Project:

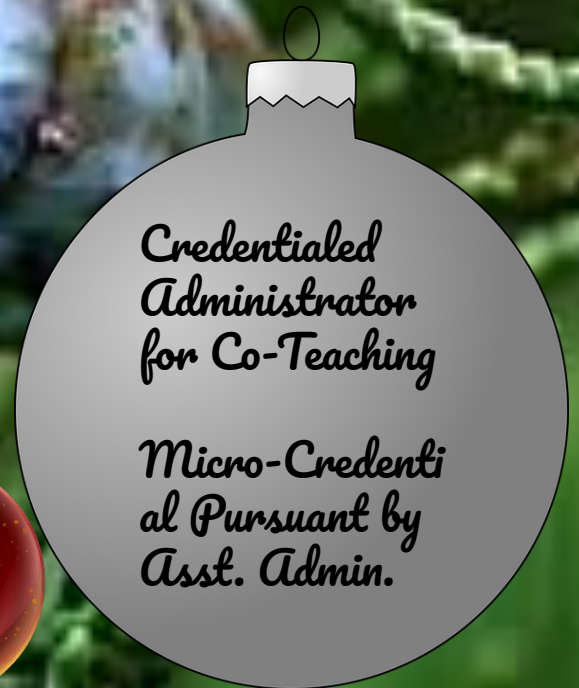
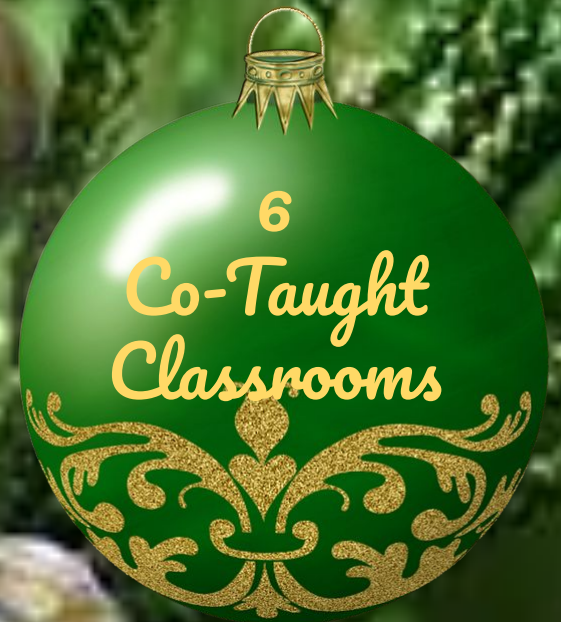
2 PLC Cohorts in Training

Focused Meetings on set agendas

6 Co-Taught Classrooms

Credentialed Administrator for Co-Teaching

Micro-Credentialed Pursuant by Asst. Admin.



21CCLC Afterschool Program:



It's Poppin'



Any Questions?

[Click here for our CKH
Launch](#)



CROSSETT MIDDLE
SCHOOL





5th Grade

MATH

Avg/Hi Avg/Hi 39%

Lo/Lo Avg 61%

READING

Avg/Hi Avg/Hi 51%

Lo/Lo Avg 50%

6th Grade

MATH

Avg/Hi Avg/Hi 35%

Lo/Lo Avg 64%

READING

Avg/Hi Avg/Hi 44%

Lo/Lo Avg 55%



Percentages combined of Lo/Lo Avg and Avg/HighAvg/High

7th Grade

MATH

Avg/Hi Avg/Hi 44%

Lo/Lo Avg 55%

READING

Avg/Hi Avg/Hi 45%

Lo/Lo Avg 54%

8th Grade

MATH


Avg/Hi Avg/Hi 37%

Lo/Lo Avg 63%

READING

Avg/Hi Avg/Hi 54%

Lo/Lo Avg 46%



To address Literacy concerns, CMS is focusing on the following 3 goals:

Increase by 25% the number (119 to 149=30 students) of students reading on grade level on the 2020-2021 ACT Aspire through the delivery of clear, written, and taught curricula.



Decrease by 30% the number of students in the All Group scoring In Need of Support in ELA (200 to 140=60 students) on the 2020-2021 ACT Aspire.

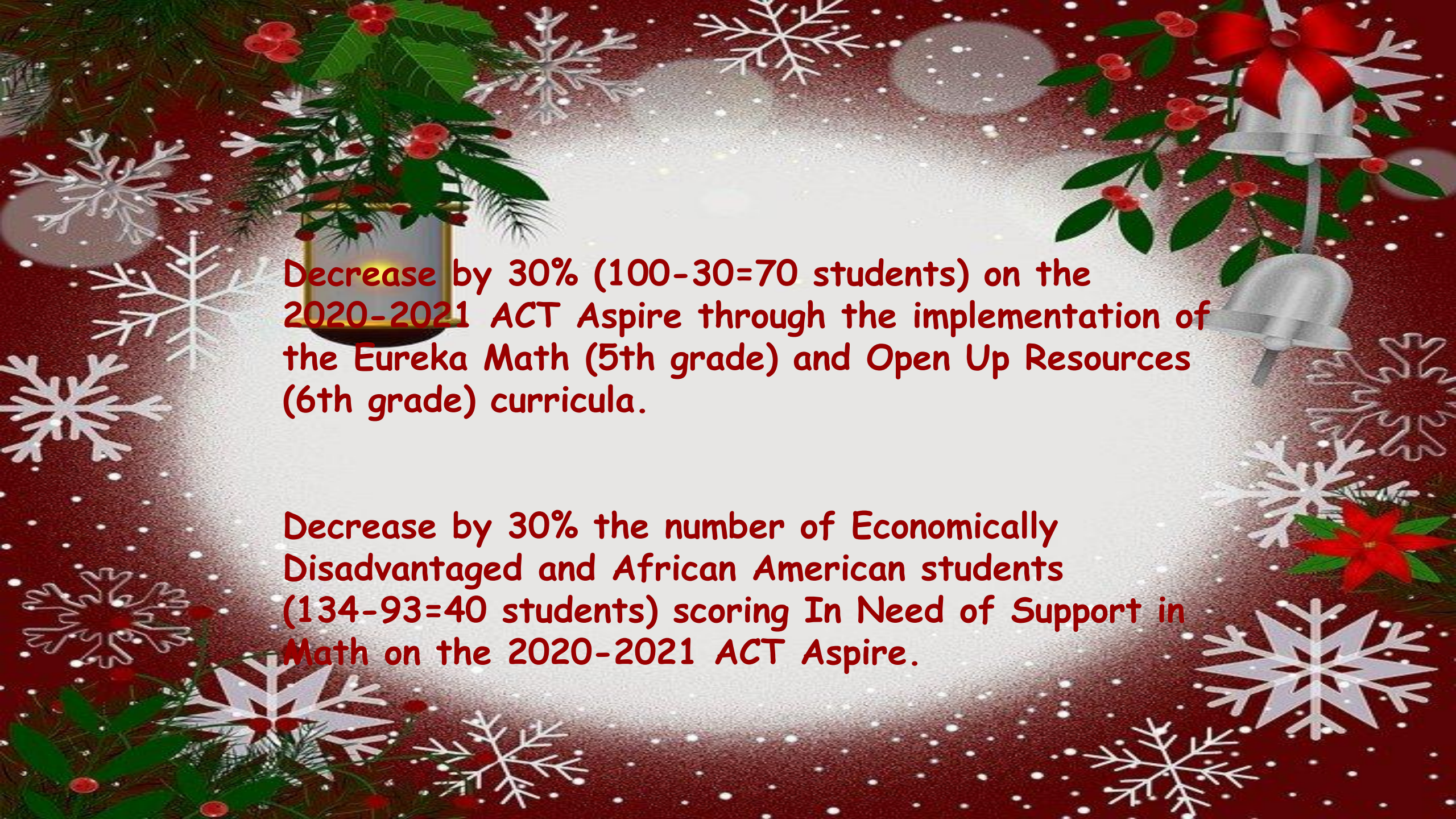
Decrease by 30% the number of Economically Disadvantaged (155-108=47 students) and African American (88 to 62=26 students) scoring In Need of Support in ELA on the 2020-2021 ACT Aspire.





To address Math concerns, CMS is focusing on the following 3 goals:

Increase by 25% the number (119 to 149=30 students) of students on grade level math on the 2020-2021 ACT Aspire through the delivery of clear, written, and taught curriculum.



Decrease by 30% ($100-30=70$ students) on the 2020-2021 ACT Aspire through the implementation of the Eureka Math (5th grade) and Open Up Resources (6th grade) curricula.



Decrease by 30% the number of Economically Disadvantaged and African American students ($134-93=40$ students) scoring In Need of Support in Math on the 2020-2021 ACT Aspire.



To address Science concerns, CMS is focusing on the following 2 goals:

Implement core grade level science curriculum with consistency and fidelity so that the number of students scoring Ready or Exceeding increases by 25% in science achievement (140 to 175=35 students)

Increase by 25% in science growth (210 to 262 =52 students) on the 2020-2021 ACT Aspire.





Crossett High School

Member of Arkansas Schools Project Cohort 4



Arkansas Schools Project Cohort 4

A Partnership with Solution Tree



A proven path to educational equity and excellence.

- 3-year commitment
- 4 Coaching Specialists
 - Lead Coach

First task for each PLC Collaboration Team: Create a SMART Goal



English Team

Science Team

History Team

Math Team

Electives Team

Specific

Department teams met to collaborate in the creation of their SMART goals.

Measurable

Each collaborative team reviewed school data of the students' success on previous assessments (ACT Aspire and ACT). Teachers also reviewed current student success and needs. Each team focuses on one specific skill. The timeline of the work, level of mastery, and which activity to be used were determined by each team. All work is driven toward our vision: *At Crossett High School, we achieve excellence.*

Achievable

Realistic

Timely

[SMART Goals](#)



English Team

SMART Goal

By the end of December 2020, 70% of onsite students will score 80% or higher on English Reading assessments with a Focus on Key Ideas and Details.

By the end of December 2020, 50% of remote students will score 80% or higher on English Reading assessments with a Focus on Key Ideas and Details.

The team decided to create a separate goal for onsite and remote learners due to the difficulty in engaging remote learners.

Activity Utilized to Achieve SMART Goal: *The team is using reading passages from the free, online resource Common Lit. Students are required to read and respond to questions focused on Key Ideas and Details. This task is completed once a week.*



Science Team

SMART Goal

Students will increase by 20% growth per grade level, as measured by the ACT Aspire, in the area of evaluation of models, inferences and experimental results by April 2021.

Activity Utilized to Achieve SMART Goal: *The team is using Turner's Graph of the Week which is a free, online resource. Students are required to study a specific graph and then respond to questions that focus on evaluation and inference. This activity is completed once a week.*



History Team

SMART Goal

By the end of the Fall Semester, 75% of the students will score 80% or higher on Document Day assessments, with a focus on Key Ideas and Details.

Activity Utilized to Achieve SMART Goal: *The team started to use political cartoons to engage the students. This skill is the focus of work every other week. It is the same skill as the English Team - the two departments overlap in data from Reading assessments. However, the History team is using different resources to expand the mastery of the skill.*



Math Team

SMART Goal

Junior face-to-face students will have a 20% pass rate with a score of 22 or higher as measured by the ACT Math component.

Sophomore face-to-face students will have a 29% grade level progress as measured by the ACT Aspire 10th grade test.

Freshman face-to-face students will have a 27% grade level progress as measured by the ACT Aspire 9th grade test.

Activity Utilized to Achieve SMART Goal: *The team has created targets for each level of math with a focus on Number & Quantity and Modeling. The team will review the ACT Aspire Interim data to identify whether or not these skills are still the focus with the current students.*



Electives Team

SMART Goal

By January 13, 2021, 100% students who are enrolled in at least one elective course will professionally introduce themselves to two teachers.

Activity Utilized to Achieve SMART Goal: *The team has created a lesson to present to all students enrolled in at least one Elective course. The team also has a rubric, which was shared with the students and will be used to determine mastery. In addition, the team has a Google excel sheet to track the students' progress.*



Advisory Team

Mrs. Collins

Ms. Ferrell

Mr. Sasser

Mr. Boykin

Mrs. Brooks

Mrs. Adams

Ms. Shores

Mrs. Hancock

Mrs. McDuff

Mrs. Dodd

The purpose of the Crossett High School Advisory Team is to promote strong collaboration through effective communication and partnerships, to create consensus in decision making, and to create positive learning environments to increase student learning.

Next Steps for Advisory Team:

1. Finalize Collective Commitments - core set of behaviors and beliefs that govern the work of the Advisory Team and guide their decisions
2. Continue to work with Collaborative Teams in formalizing the creation of the mission statement
3. Unwrap the vision statement - What does it look like with curriculum, instruction, assessments, and technology?



NWEA MAP Data: Fall 2020

Percentage of students scoring Average/High Average/High

A comparison of the same cohorts from Fall 2019 to Fall 2020

9th Grade (Class of 2024)	Fall 2019	Fall 2020
Reading	43%	68%
Language	51%	69%
Math	61%	62%
Science	46%	65%



NWEA MAP Data: Fall 2020

Percentage of students scoring Average/High Average/High

A comparison of the same cohorts from Fall 2019 to Fall 2020

10th Grade (Class of 2023)	Fall 2019	Fall 2020
Reading	58%	57%
Language	64%	68%
Math	74%	63%
Science	62%	68%



NWEA MAP Data: Fall 2020

Percentage of students scoring Average/High Average/High

A comparison of the same cohorts from Fall 2019 to Fall 2020

11th Grade (Class of 2022)	Fall 2019	Fall 2020
Reading	49%	65%
Language	64%	68%
Math	67%	73%



Capturing Kids' Hearts at Crossett High School: Behavior Incidents

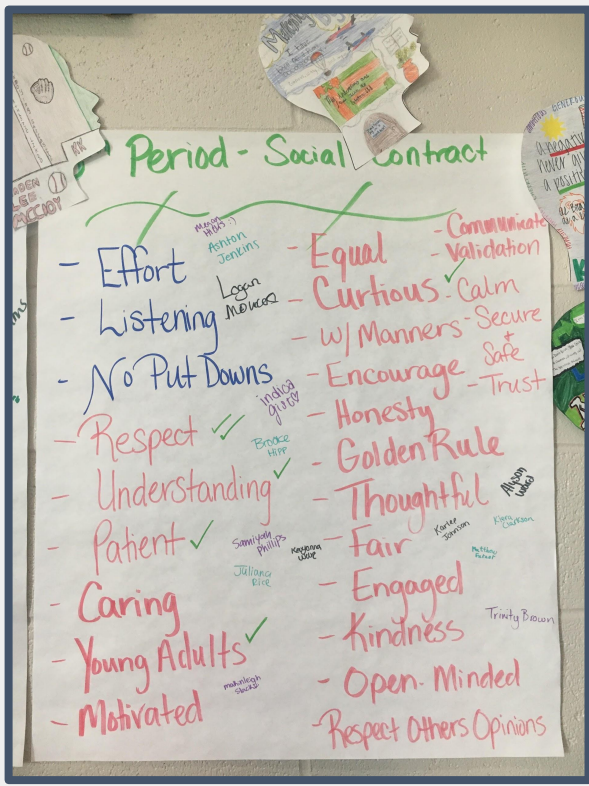
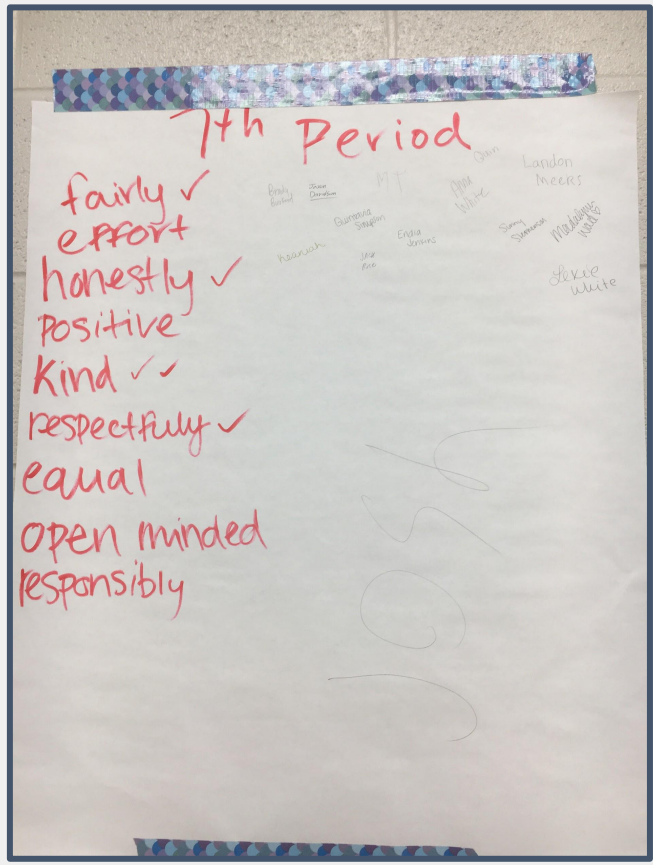
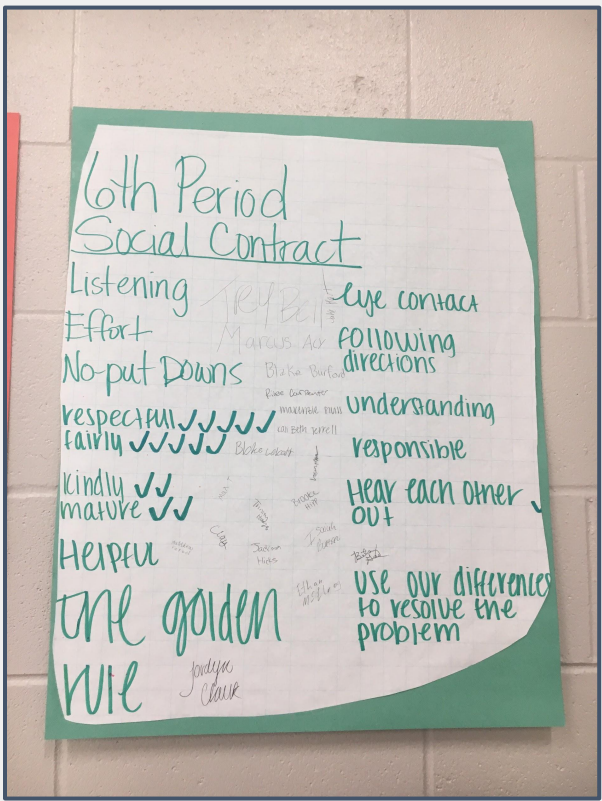
Total Number of Office Discipline Referrals (ODR) year-to-date as recorded on the platform SmartData Dashboard

Month	2019	2020
September	78	9
October	129	7





Capturing Kids' Hearts at Crossett High School: Social Contracts



1. How do you want to be treated by me (leader)?
2. How do you want to be treated by each other?
3. How do I (leader) want to be treated by you?
4. How do we want to treat each other when there is conflict?