


TECUMSEH PUBLIC SCHOOL

No Child Left Behind Act Annual Report Card 2009-2010

Academic Performance Index (API) and Accountability Data

The API is a numeric score that measures school and district performance based on a variety of educational indicators. It allows schools and districts to gauge their progress toward improving student achievement. Components of the API are used to meet reporting requirements in the *No Child Left Behind Act* (Public Law 107-110).

District API Score for Regular Education Students



TECUMSEH PUBLIC SCHOOL has a Total API of 1026

The scale for API scores ranges from 0-1500 with 1092 as the current state average for regular education students.

No Child Left Behind Act Statewide

Performance Benchmarks for 2009-2010:

Mathematics API - 1074 Reading API - 1060

Percent of Students Tested - 95%

Attendance Rate API - 618

Graduation Rate API - 842

Legend:

**** represents missing data or data involving small numbers

CI = met target with confidence interval applied

SH = met target by meeting safe harbor criteria

Additional Indicators for Federal AYP

Total Graduation 2009: 1215 (92.7%)

***Graduation 4 year 2009:** 1215 (86.0%)

Attendance: 927 (94.1%)

Attendance is used for the additional indicator in AYP determinations for elementary and middle schools.

*Graduation rate for students who graduated in the standard number of years and used as the additional indicator in AYP determinations for high schools and districts.

Student Group	Mathematics API	Reading API	% Students Tested		
			Math	Reading	Science
All Students					
All	918	1043 CI	98	97	98
Male	884 CI	983 CI	98	97	98
Female	954 CI	1109	98	97	99
Black	658 CI	887 SH	97	95	100
Amer. Indian	866 CI	1024 SH	98	96	98
Hispanic	797 CI	****	****	****	100
Asian	****	****	****	****	100
White	979	1066	98	97	98
Other	****	****	****	****	91
Econ. Disadv.	807	966	97	96	98
Migrant	****	****	****	****	****
Students with Individualized Education Programs (IEP)					
IEP	568 CI	689 SH	97	93	94
English Language Learner Students (ELL)					
ELL	****	****	****	****	100
Regular Education Students					
Regular Education	969	1092	99	98	99

For Adequate Yearly Progress (AYP) determinations, each student group is required to meet or exceed the Performance Targets (excluding Male, Female and Migrant groups) for 2009-2010.

Student Groups must have at least 30 students per subject to receive a math or reading API score.

Percent of Students Tested is calculated only for student enrollment of at least 40 students per subject and subgroup at time of test administration.

TECUMSEH PUBLIC SCHOOL***No Child Left Behind Act Annual Report Card 2009-2010*****Accountability Data***No Child Left Behind Act School Identifications*

Adequate Yearly Progress TECUMSEH PUBLIC SCHOOL has not made adequate yearly progress.

***District in Need of Improvement:** NO

Number of schools in district identified
as in "Need of Improvement": 0

*Districts that have failed to make AYP for two consecutive years (based on the same subject) across all grade spans (elementary, middle, and high school) will be designated as in "Need of Improvement". Schools that have failed to make AYP for two consecutive years (based on the same subject) will be designated as in "Need of Improvement".

Professional Qualifications of Teachers

The information below represents professional qualifications of teachers who teach in the core academic subjects: English, reading or language arts, mathematics, science, foreign languages, civics and government, economics, arts, history, and geography.

Professional Qualifications of Public Elementary and Secondary Teachers in Core Academic Subjects	Bachelors	Masters	Post-Masters or Doctorate
Percent of Teachers	75.8%	24.1%	0.0%



Percent of Teachers with Emergency Certificates: **0%**

The 2009-2010 data includes the federally approved High, Objective, Uniform State Standard of Evaluation (HOUSSE) criteria for defining "Highly Qualified" special education teachers.

Percent of Classes Taught by Teachers Considered "Highly Qualified" and "Non-Highly Qualified" According to Federal Law:

	Highly Qualified	Non-Highly Qualified	Total Classes	Total Classes Highly Qualified
Total for District:	100.0%	0.0%	638	638
In **High Poverty Schools:	100.0%	0.0%	54	54

*Low Poverty Schools - Schools in bottom 25% when ranked from highest to lowest by the percentage of students who qualify for the free and reduced price lunch program.

**High Poverty Schools - Schools in the top 25% when ranked from highest to lowest by the percentage of students who qualify for the free and reduced price lunch program.

TECUMSEH PUBLIC SCHOOL

No Child Left Behind Act Annual Report Card 2009-2010

Oklahoma School Testing Program (OSTP)

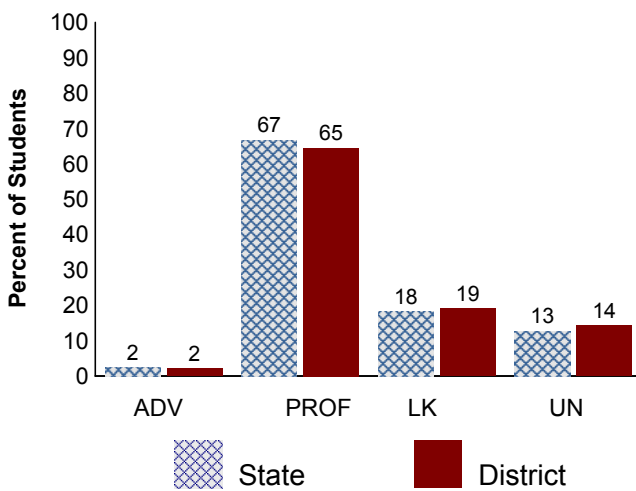
Grade 3

Oklahoma Core Curriculum Tests

The Oklahoma Core Curriculum Tests measure mastery of students' skills on the *Priority Academic Student Skills (PASS)*. Individual test scores for each student as well as detailed group summary reports are sent back to the schools, providing valuable data for administrators and teachers to target program improvement, addressing individual student strengths and weaknesses, and providing parents with an idea of their child's accomplishments. Results below include all students (full academic year and non-full academic year).

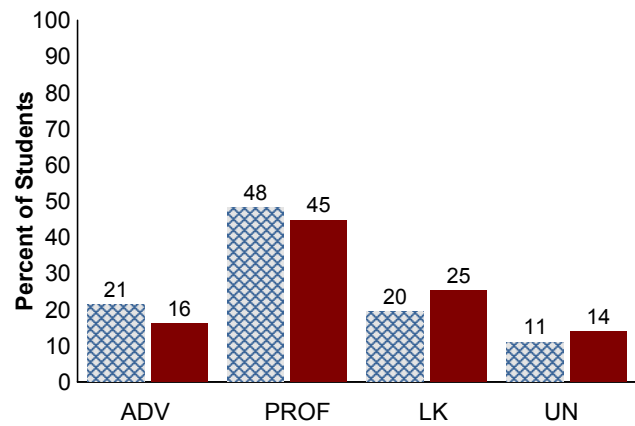
State and District Reading Results

All Students Tested



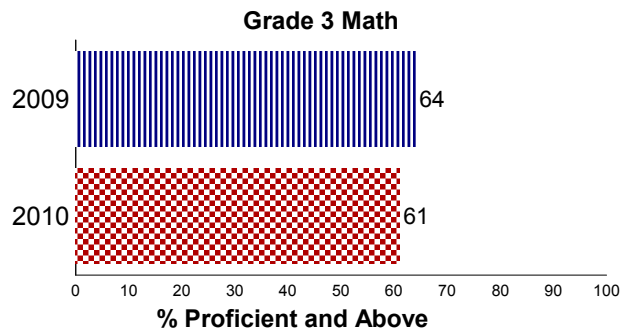
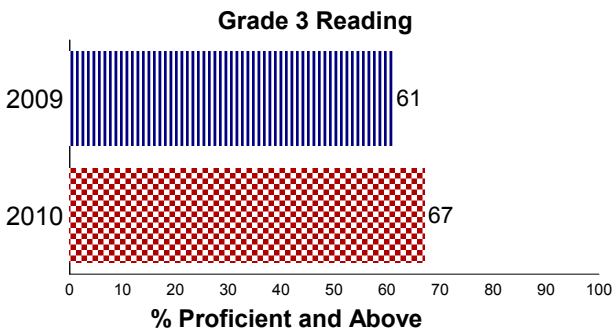
State and District Math Results

All Students Tested



District Trend Data

All Students Tested



Legend:

ADV - Advanced Performance Level

LK - Limited Knowledge Performance Level

PROF - Proficient Performance Level

UN - Unsatisfactory Performance Level

For confidentiality of student records data involving small numbers is suppressed.

TECUMSEH PUBLIC SCHOOL**No Child Left Behind Act Annual Report Card 2009-2010**

Oklahoma School Testing Program (OSTP)

Grade 3**District Results**

The tables below present Math and Reading results from the 2009-2010 school year. The results are reported in four performance levels by specific student groups. These test results include all students tested (full academic year and non-full academic year) for each of the student groups. See legend at bottom.



	# Tested	Reading				# Tested	Math			
		%ADV	%PROF	%LK	%UN		%ADV	%PROF	%LK	%UN
Results From The Oklahoma Core Curriculum Tests (OCCT) Grades 3-8										
All	141	2	65	19	14	143	16	45	25	14
Amer. Indian	58	2	60	19	19	58	16	41	29	14
Asian	2	****	****	****	****	2	****	****	****	****
Black	5	0	40	40	20	6	0	50	33	17
Hispanic	4	****	****	****	****	4	****	****	****	****
White	71	3	68	18	11	72	18	46	21	15
Other	1	****	****	****	****	1	****	****	****	****
Female	67	3	66	19	12	67	18	42	27	13
Male	74	1	64	19	16	76	15	47	24	15
Econ. Disadv.	96	0	60	21	19	98	12	41	29	18
IEP w/o Accom.	5	0	40	0	60	7	0	14	57	29
Regular Education	136	2	65	20	13	136	17	46	24	13
Results From The Oklahoma Alternate Assessment Program (OAAP/PORTFOLIO)										
IEP w/o Accom.	1	****	****	****	****	1	****	****	****	****
Results From The Oklahoma Modified Alternate Assessment (OMAAP)										
IEP Accom.	7	0	29	57	14	5	40	40	0	20

Legend:

%ADV - Advanced Performance Level

%PROF - Proficient Performance Level

%LK - Limited Knowledge Performance Level

%UN - Unsatisfactory Performance Level

For confidentiality of student records : +++++ More than 95% scored above Proficient

---- More than 95% scored below Satisfactory

**** Missing data or data involving small numbers

TECUMSEH PUBLIC SCHOOL

No Child Left Behind Act Annual Report Card 2009-2010

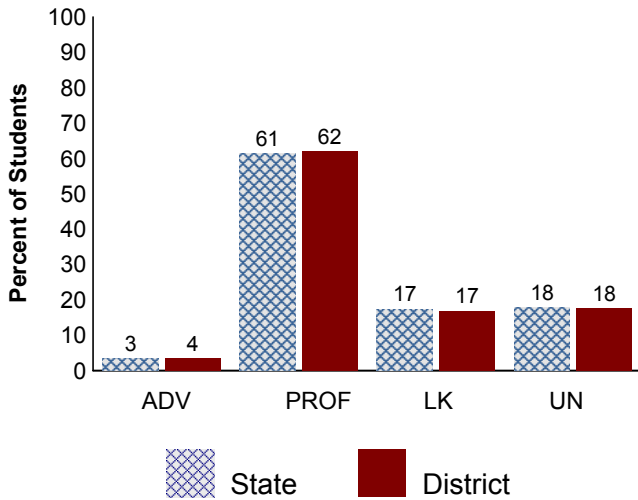
Oklahoma School Testing Program (OSTP)
Grade 4

Oklahoma Core Curriculum Tests

The Oklahoma Core Curriculum Tests measure mastery of students' skills on the *Priority Academic Student Skills (PASS)*. Individual test scores for each student as well as detailed group summary reports are sent back to the schools, providing valuable data for administrators and teachers to target program improvement, addressing individual student strengths and weaknesses, and providing parents with an idea of their child's accomplishments. Results below include all students (full academic year and non-full academic year).

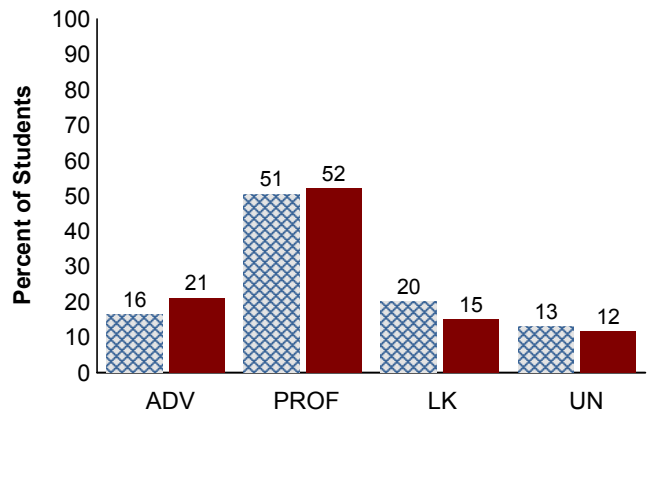
State and District Reading Results

All Students Tested



State and District Math Results

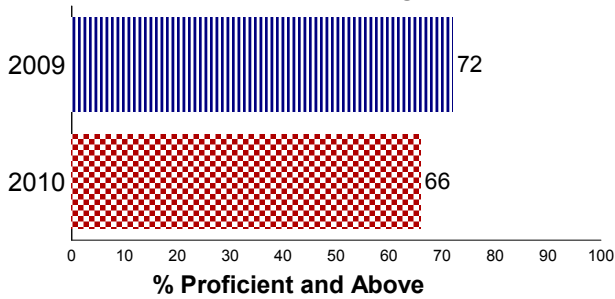
All Students Tested



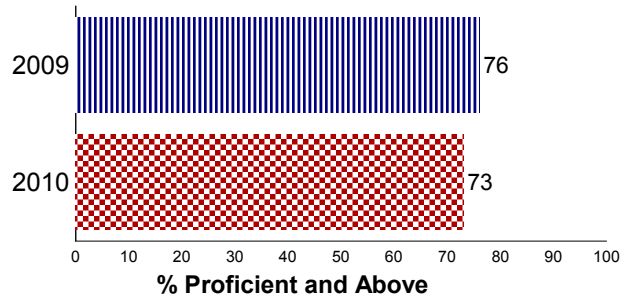
District Trend Data

All Students Tested

Grade 4 Reading



Grade 4 Math



Legend:

ADV - Advanced Performance Level

PROF - Proficient Performance Level

LK - Limited Knowledge Performance Level

UN - Unsatisfactory Performance Level

For confidentiality of student records data involving small numbers is suppressed.

TECUMSEH PUBLIC SCHOOL**No Child Left Behind Act Annual Report Card 2009-2010**

Oklahoma School Testing Program (OSTP)

Grade 4**District Results**

The tables below present Math and Reading results from the 2009-2010 school year. The results are reported in four performance levels by specific student groups. These test results include all students tested (full academic year and non-full academic year) for each of the student groups. See legend at bottom.



	# Tested	Reading				# Tested	Math			
		%ADV	%PROF	%LK	%UN		%ADV	%PROF	%LK	%UN
Results From The Oklahoma Core Curriculum Tests (OCCT) Grades 3-8										
All	142	4	62	17	18	146	21	52	15	12
Amer. Indian	50	2	58	20	20	52	25	44	14	17
Asian	2	****	****	****	****	2	****	****	****	****
Black	4	****	****	****	****	4	****	****	****	****
Hispanic	7	0	57	29	14	7	29	43	14	14
White	78	5	67	13	15	80	20	58	15	8
Other	1	****	****	****	****	1	****	****	****	****
Female	67	5	64	12	19	70	17	47	23	13
Male	75	3	60	21	16	76	25	57	8	11
Econ. Disadv.	91	2	62	17	20	95	16	55	16	14
IEP w/o Accom.	4	****	****	****	****	5	0	20	0	80
ELL	1	****	****	****	****	1	****	****	****	****
Regular Education	137	4	64	16	17	140	22	53	16	9
Results From The Oklahoma Alternate Assessment Program (OAAP/PORTFOLIO)										
IEP w/o Accom.	1	****	****	****	****	1	****	****	****	****
Results From The Oklahoma Modified Alternate Assessment (OMAAP)										
IEP Accom.	13	39	15	46	0	10	10	20	50	20

Legend:

%ADV - Advanced Performance Level

%PROF - Proficient Performance Level

%LK - Limited Knowledge Performance Level

%UN - Unsatisfactory Performance Level

For confidentiality of student records : ++++ More than 95% scored above Proficient

---- More than 95% scored below Satisfactory

**** Missing data or data involving small numbers

TECUMSEH PUBLIC SCHOOL

No Child Left Behind Act Annual Report Card 2009-2010

Oklahoma School Testing Program (OSTP)

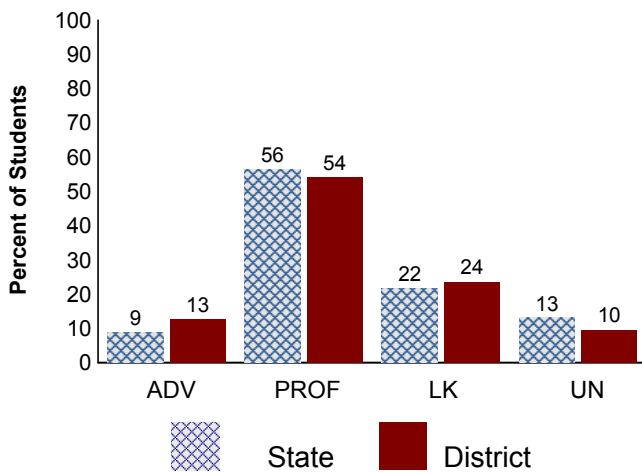
Grade 5

Oklahoma Core Curriculum Tests

The Oklahoma Core Curriculum Tests measure mastery of students' skills on the *Priority Academic Student Skills (PASS)*. Individual test scores for each student as well as detailed group summary reports are sent back to the schools, providing valuable data for administrators and teachers to target program improvement, addressing individual student strengths and weaknesses, and providing parents with an idea of their child's accomplishments. Results below include all students (full academic year and non-full academic year).

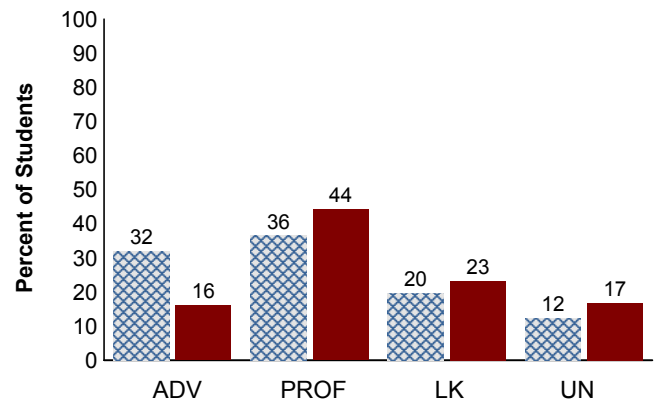
State and District Reading Results

All Students Tested



State and District Math Results

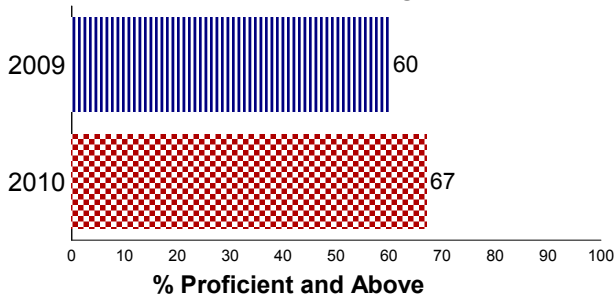
All Students Tested



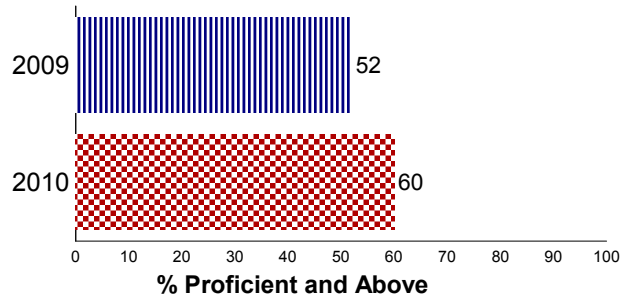
District Trend Data

All Students Tested

Grade 5 Reading



Grade 5 Math



Legend:

ADV - Advanced Performance Level

LK - Limited Knowledge Performance Level

PROF - Proficient Performance Level

UN - Unsatisfactory Performance Level

For confidentiality of student records data involving small numbers is suppressed.

TECUMSEH PUBLIC SCHOOL**No Child Left Behind Act Annual Report Card 2009-2010**

Oklahoma School Testing Program (OSTP)

Grade 5**District Results**

The tables below present Math and Reading results from the 2009-2010 school year. The results are reported in four performance levels by specific student groups. These test results include all students tested (full academic year and non-full academic year) for each of the student groups. See legend at bottom.

	# Tested	Reading				# Tested	Math			
		%ADV	%PROF	%LK	%UN		%ADV	%PROF	%LK	%UN
Results From The Oklahoma Core Curriculum Tests (OCCT) Grades 3-8										
All	157	13	54	24	10	156	16	44	23	17
Amer. Indian	40	15	58	13	15	40	23	33	20	25
Asian	3	****	****	****	****	3	****	****	****	****
Black	8	0	38	63	0	8	0	75	25	0
Hispanic	2	****	****	****	****	1	****	****	****	****
White	104	14	55	24	8	104	15	46	23	15
Female	78	10	56	24	9	76	7	55	18	20
Male	79	15	52	23	10	80	25	34	28	14
Econ. Disadv.	101	7	54	28	12	100	14	42	25	19
IEP w/o Accom.	3	****	****	****	****	2	****	****	****	****
IEP Accom.	1	****	****	****	****	1	****	****	****	****
Regular Education	153	13	54	24	9	153	16	44	23	16
Results From The Oklahoma Alternate Assessment Program (OAAP/PORTFOLIO)										
IEP w/o Accom.	2	****	****	****	****	2	****	****	****	****
Results From The Oklahoma Modified Alternate Assessment (OMAAP)										
IEP Accom.	11	18	18	55	9	12	0	8	67	25

Legend:

%ADV - Advanced Performance Level

%PROF - Proficient Performance Level

%LK - Limited Knowledge Performance Level

%UN - Unsatisfactory Performance Level

For confidentiality of student records: +++++ More than 95% scored above Proficient

---- More than 95% scored below Satisfactory

**** Missing data or data involving small numbers

TECUMSEH PUBLIC SCHOOL

No Child Left Behind Act Annual Report Card 2009-2010

Oklahoma School Testing Program (OSTP)

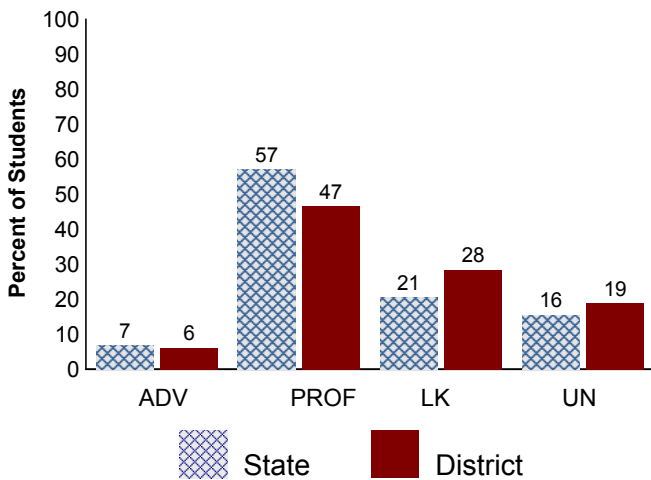
Grade 6

Oklahoma Core Curriculum Tests

The Oklahoma Core Curriculum Tests measure mastery of students' skills on the *Priority Academic Student Skills (PASS)*. Individual test scores for each student as well as detailed group summary reports are sent back to the schools, providing valuable data for administrators and teachers to target program improvement, addressing individual student strengths and weaknesses, and providing parents with an idea of their child's accomplishments. Results below include all students (full academic year and non-full academic year).

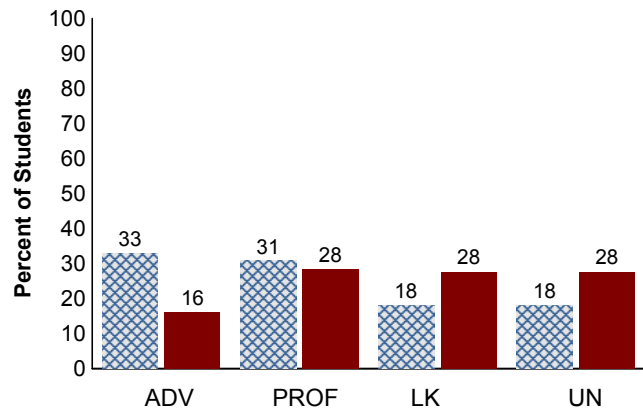
State and District Reading Results

All Students Tested



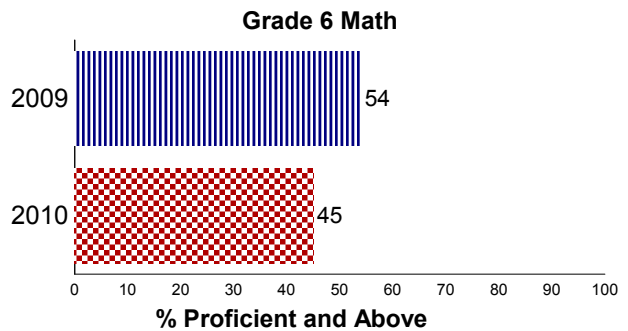
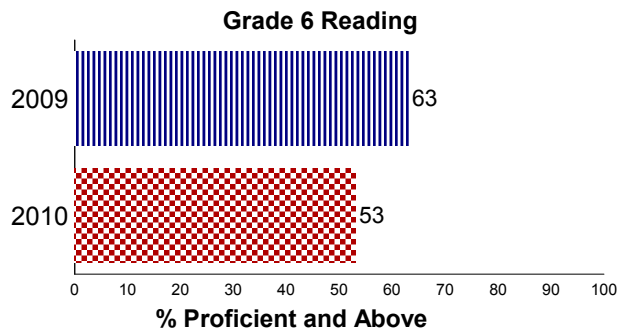
State and District Math Results

All Students Tested



District Trend Data

All Students Tested



Legend:

ADV - Advanced Performance Level

PROF - Proficient Performance Level

LK - Limited Knowledge Performance Level

UN - Unsatisfactory Performance Level

For confidentiality of student records data involving small numbers is suppressed.

TECUMSEH PUBLIC SCHOOL**No Child Left Behind Act Annual Report Card 2009-2010**

Oklahoma School Testing Program (OSTP)

Grade 6**District Results**

The tables below present Math and Reading results from the 2009-2010 school year. The results are reported in four performance levels by specific student groups. These test results include all students tested (full academic year and non-full academic year) for each of the student groups. See legend at bottom.

	# Tested	Reading				# Tested	Math			
		%ADV	%PROF	%LK	%UN		%ADV	%PROF	%LK	%UN
Results From The Oklahoma Core Curriculum Tests (OCCT) Grades 3-8										
All	148	6	47	28	19	148	16	28	28	28
Amer. Indian	35	9	43	26	23	35	17	31	11	40
Asian	1	****	****	****	****	1	****	****	****	****
Black	3	****	****	****	****	3	****	****	****	****
Hispanic	6	0	33	50	17	6	17	33	17	33
White	98	6	49	28	17	98	16	28	35	21
Other	5	0	60	20	20	5	0	40	20	40
Female	70	4	49	36	11	70	14	30	27	29
Male	78	8	45	22	26	78	18	27	28	27
Econ. Disadv.	85	1	42	35	21	85	13	26	26	35
IEP w/o Accom.	2	****	****	****	****	2	****	****	****	****
IEP Accom.	6	0	33	33	33	6	17	33	0	50
ELL	5	0	20	40	40	5	20	20	0	60
Regular Education	135	7	47	28	18	135	16	29	29	26
Results From The Oklahoma Alternate Assessment Program (OAAP/PORTFOLIO)										
IEP w/o Accom.	1	****	****	****	****	1	****	****	****	****
Results From The Oklahoma Modified Alternate Assessment (OMAAP)										
IEP Accom.	12	25	8	58	8	12	0	33	58	8

Legend:
 %ADV - Advanced Performance Level %PROF - Proficient Performance Level
 %LK - Limited Knowledge Performance Level %UN - Unsatisfactory Performance Level
 For confidentiality of student records: +++++ More than 95% scored above Proficient ----- More than 95% scored below Satisfactory
 **** Missing data or data involving small numbers

TECUMSEH PUBLIC SCHOOL

No Child Left Behind Act Annual Report Card 2009-2010

Oklahoma School Testing Program (OSTP)

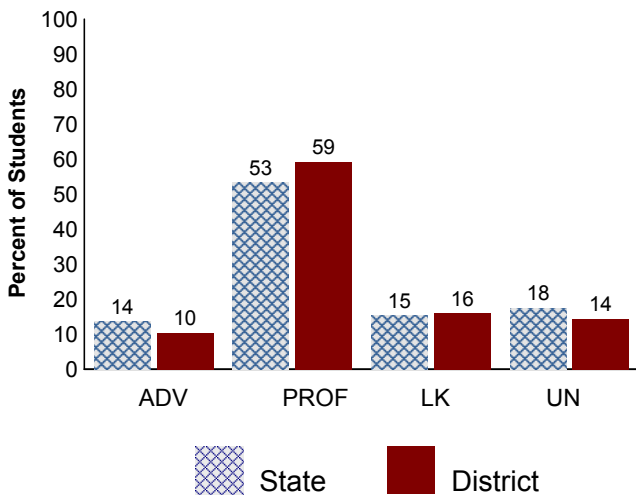
Grade 7

Oklahoma Core Curriculum Tests

The Oklahoma Core Curriculum Tests measure mastery of students' skills on the *Priority Academic Student Skills (PASS)*. Individual test scores for each student as well as detailed group summary reports are sent back to the schools, providing valuable data for administrators and teachers to target program improvement, addressing individual student strengths and weaknesses, and providing parents with an idea of their child's accomplishments. Results below include all students (full academic year and non-full academic year).

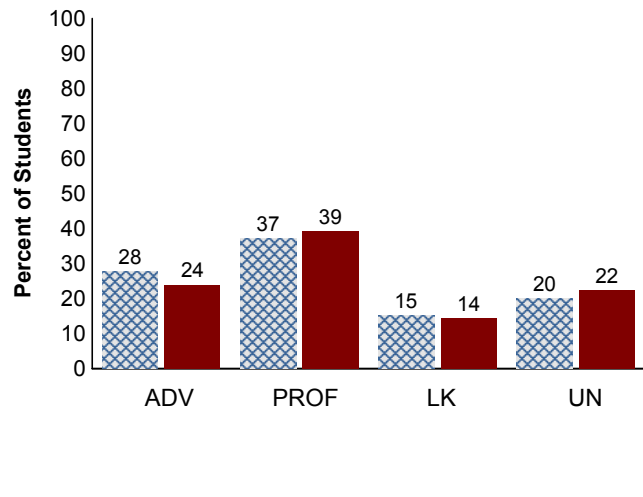
State and District Reading Results

All Students Tested



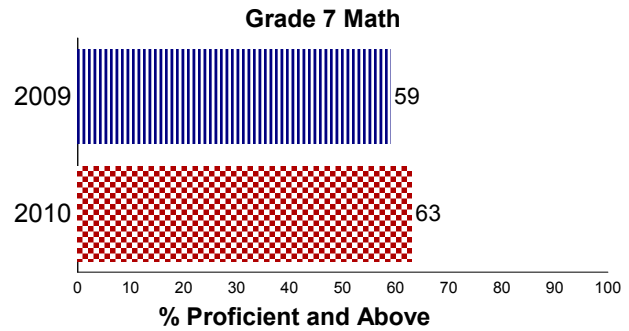
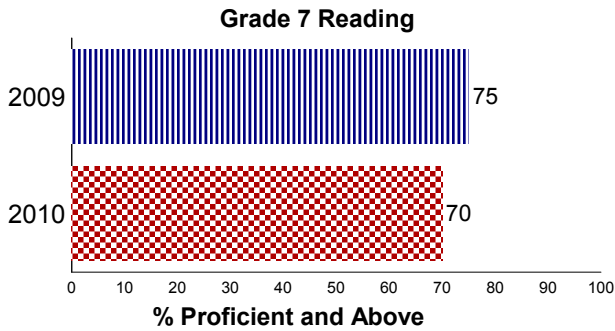
State and District Math Results

All Students Tested



District Trend Data

All Students Tested



Legend:

ADV - Advanced Performance Level

PROF - Proficient Performance Level

LK - Limited Knowledge Performance Level

UN - Unsatisfactory Performance Level

For confidentiality of student records data involving small numbers is suppressed.

TECUMSEH PUBLIC SCHOOL

No Child Left Behind Act Annual Report Card 2009-2010

Oklahoma School Testing Program (OSTP)

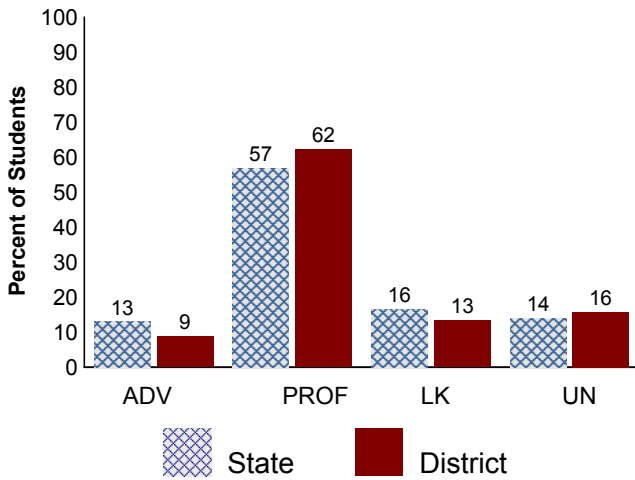
Grade 8

Oklahoma Core Curriculum Tests

The Oklahoma Core Curriculum Tests measure mastery of students' skills on the *Priority Academic Student Skills (PASS)*. Individual test scores for each student as well as detailed group summary reports are sent back to the schools, providing valuable data for administrators and teachers to target program improvement, addressing individual student strengths and weaknesses, and providing parents with an idea of their child's accomplishments. Results below include all students (full academic year and non-full academic year).

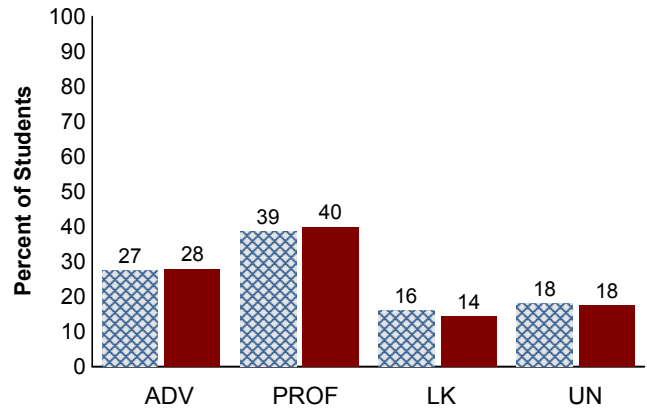
State and District Reading Results

All Students Tested



State and District Math Results

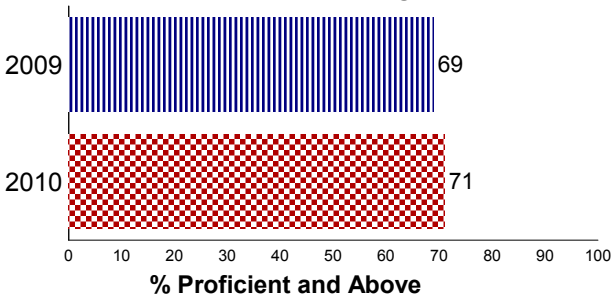
All Students Tested



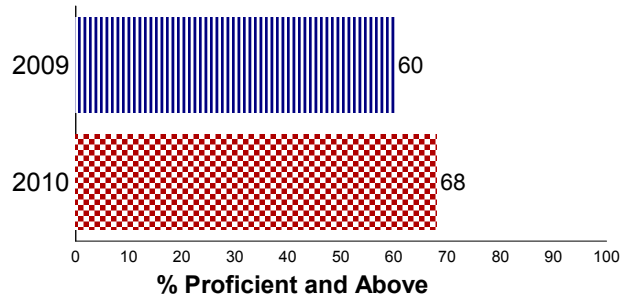
District Trend Data

All Students Tested

Grade 8 Reading



Grade 8 Math



Legend:

ADV - Advanced Performance Level

PROF - Proficient Performance Level

LK - Limited Knowledge Performance Level

UN - Unsatisfactory Performance Level

For confidentiality of student records data involving small numbers is suppressed.

TECUMSEH PUBLIC SCHOOL**No Child Left Behind Act Annual Report Card 2009-2010**

Oklahoma School Testing Program (OSTP)

Grade 8**District Results**

The tables below present Math and Reading results from the 2009-2010 school year. The results are reported in four performance levels by specific student groups. These test results include all students tested (full academic year and non-full academic year) for each of the student groups. See legend at bottom.

	# Tested	Reading				# Tested	Math			
		%ADV	%PROF	%LK	%UN		%ADV	%PROF	%LK	%UN
Results From The Oklahoma Core Curriculum Tests (OCCT) Grades 3-8										
All	127	9	62	13	16	125	28	40	14	18
Amer. Indian	37	8	68	8	16	37	30	41	11	19
Black	2	****	****	****	****	2	****	****	****	****
Hispanic	7	14	71	0	14	7	29	14	29	29
White	71	9	62	17	13	70	30	43	11	16
Other	10	0	40	20	40	9	11	22	44	22
Female	60	15	65	7	13	58	31	47	9	14
Male	67	3	60	19	18	67	25	34	19	21
Econ. Disadv.	72	10	60	13	18	71	30	34	17	20
IEP w/o Accom.	8	0	25	25	50	8	13	25	13	50
IEP Accom.		****	****	****	****		****	****	****	****
ELL	1	****	****	****	****	1	****	****	****	****
Regular Education	118	9	64	13	14	116	29	41	15	16
Results From The Oklahoma Alternate Assessment Program (OAAP/PORTFOLIO)										
IEP w/o Accom.	1	****	****	****	****	1	****	****	****	****
Results From The Oklahoma Modified Alternate Assessment (OMAAP)										
IEP Accom.	8	13	50	38	0	8	13	25	63	0

Legend:
 %ADV - Advanced Performance Level %PROF - Proficient Performance Level
 %LK - Limited Knowledge Performance Level %UN - Unsatisfactory Performance Level
 For confidentiality of student records: +++++ More than 95% scored above Proficient ----- More than 95% scored below Satisfactory
 **** Missing data or data involving small numbers

TECUMSEH PUBLIC SCHOOL

No Child Left Behind Act Annual Report Card 2009-2010

Oklahoma School Testing Program (OSTP)

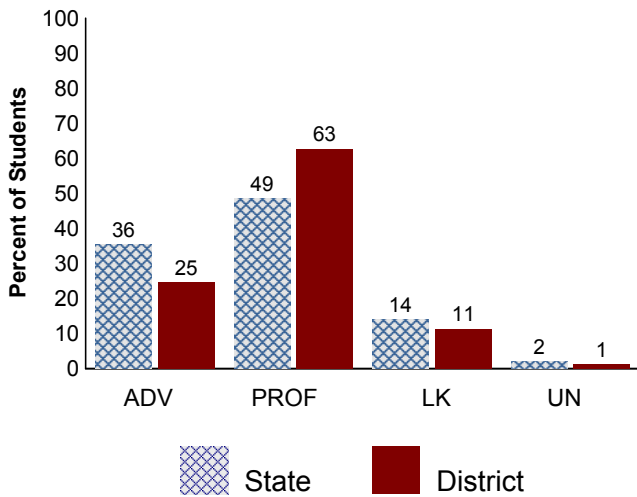
End-of-Instruction (EOI)

Oklahoma Core Curriculum Tests

The Oklahoma Core Curriculum Tests measure mastery of students' skills on the *Priority Academic Student Skills (PASS)*. Individual test scores for each student as well as detailed group summary reports are sent back to the schools, providing valuable data for administrators and teachers to target program improvement, addressing individual student strengths and weaknesses, and providing parents with an idea of their child's accomplishments. Results below include all students (full academic year and non-full academic year).

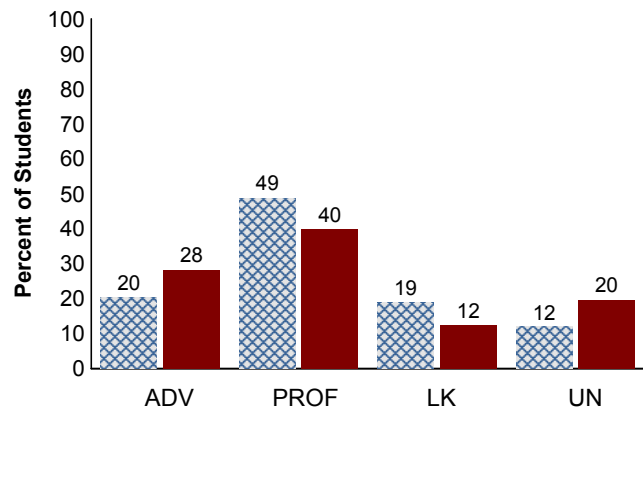
State and District English II Results

All Students Tested



State and District Algebra I Results

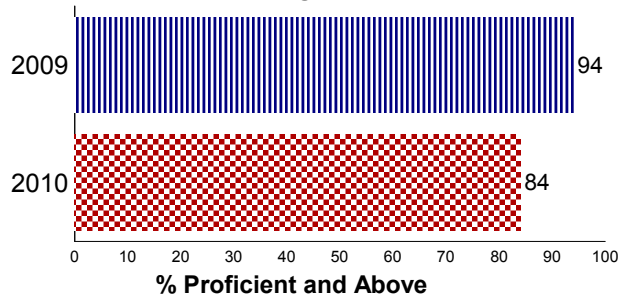
All Students Tested



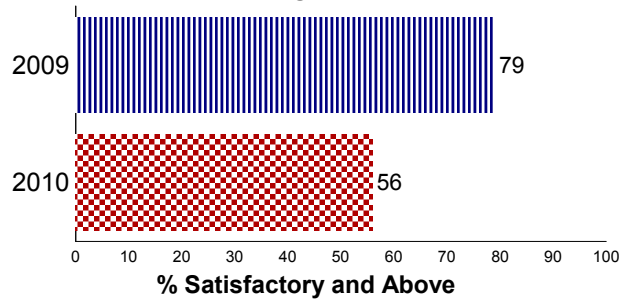
District Trend Data

All Students Tested Spring Results Only

English II



Algebra I



Legend:

ADV - Advanced Performance Level

PROF - Proficient Performance Level

LK - Limited Knowledge Performance Level

UN - Unsatisfactory Performance Level

For confidentiality of student records data involving small numbers is suppressed.

TECUMSEH PUBLIC SCHOOL**No Child Left Behind Act Annual Report Card 2009-2010**

Oklahoma School Testing Program (OSTP)

End of Instruction**District Results**

The tables below present the Algebra I and English II results from the 2009-2010 school year. The results are reported in four performance levels by specific student groups. These test results include all students tested (full academic year and non-full academic year) for each of the student groups. See legend at bottom.

	English II					Algebra I				
	# Tested	%ADV	%PROF	%LK	%UN	# Tested	%ADV	%PROF	%LK	%UN
Results From The OCCT End-of-Instruction										
All	150	25	63	11	1	138	28	40	12	20
Amer. Indian	46	17	67	13	2	40	23	40	10	28
Asian	1	****	****	****	****		****	****	****	****
Black	5	40	40	20	0	8	13	13	13	63
Hispanic	1	****	****	****	****	8	25	25	0	50
White	97	28	61	10	1	82	33	44	15	9
Female	72	25	65	8	1	68	27	49	12	13
Male	78	24	60	14	1	70	30	31	13	26
Econ. Disadv.	76	16	63	18	3	84	19	36	16	30
IEP Accom.	3	****	****	****	****	5	20	0	40	40
Regular Education	147	25	63	11	1	133	29	41	11	19
Results From The Oklahoma Alternate Assessment Program (OAAP/PORTFOLIO)										
IEP w/o Accom.	1	****	****	****	****	1	****	****	****	****
Results From The Oklahoma Modified Alternate Assessment (OMAAP)										
IEP w/o Accom.	9	56	0	44	0	36	39	17	44	0
IEP Accom.	10	50	0	50	0		****	****	****	****

Legend:

%ADV - Advanced Performance Level

%PROF - Proficient Performance Level

%LK - Limited Knowledge Performance Level

%UN - Unsatisfactory Performance Level

For confidentiality of student records: ++++ More than 95% scored above Proficient

---- More than 95% scored below Satisfactory

**** missing data or data involving small numbers

TECUMSEH PUBLIC SCHOOL***No Child Left Behind Act Annual Report Card 2009-2010***

Oklahoma School Testing Program (OSTP)

Science Grades 5, 8 and Biology I

The tables below present Science and Biology I results from the 2009-2010 school year. The results are reported in four performance levels by specific student groups. These test results include all students tested (full academic year and non-full academic year) for each of the student groups. See legend at bottom.

	# Tested	Science			
		%ADV	%SAT/PROF	%LK	%UN
Grade 05					
All	155	43	51	6	0
Amer. Indian	40	43	48	10	0
Asian	3	****	****	****	****
Black	8	50	38	13	0
Hispanic	2	****	****	****	****
White	102	44	53	3	0
Female	77	36	57	7	0
Male	78	50	45	5	0
Econ. Disadv.	101	39	55	6	0
IEP w/o Accom.	3	****	****	****	****
IEP Accom.	1	****	****	****	****
Regular Education	151	44	51	5	0
Results From The Oklahoma Alternate Assessment Program (OAAP/PORTFOLIO)					
IEP w/o Accom.	2	****	****	****	****
Results From The Oklahoma Modified Alternate Assessment (OMAAP)					
IEP Accom.	11	18	64	18	0
Grade 08					
All	127	24	64	9	3
Amer. Indian	37	27	62	8	3
Black	2	****	****	****	****
Hispanic	7	14	86	0	0
White	72	25	63	8	4
Other	9	11	67	22	0
Female	60	25	63	8	3
Male	67	22	64	10	3
Econ. Disadv.	72	22	65	11	1
IEP w/o Accom.	2	****	****	****	****
IEP Accom.	6	0	50	17	33
ELL	1	****	****	****	****
Regular Education	118	25	65	9	2
Results From The Oklahoma Alternate Assessment Program (OAAP/PORTFOLIO)					
IEP w/o Accom.	1	****	****	****	****

TECUMSEH PUBLIC SCHOOL***No Child Left Behind Act Annual Report Card 2009-2010***

	Science				
	# Tested	%ADV	%SAT/PROF	%LK	%UN
Grade 08					
Results From The Oklahoma Modified Alternate Assesment (OMAAP)					
IEP Accom.	8	25	75	0	0
Grade EO1					
Results From The OCCT End-of-Instruction					
All	150	37	47	15	1
Amer. Indian	50	26	56	14	4
Asian	1	****	****	****	****
Black	4	****	****	****	****
Hispanic	2	****	****	****	****
White	93	41	43	16	0
Female	67	30	46	22	2
Male	83	43	47	8	1
Econ. Disadv.	75	35	47	16	3
IEP Accom.	2	****	****	****	****
Regular Education	148	38	46	15	1
Results From The Oklahoma Alternate Assessment Program (OAAP/PORTFOLIO)					
IEP w/o Accom.	1	****	****	****	****
Results From The Oklahoma Modified Alternate Assesment (OMAAP)					
IEP w/o Accom.	5	40	0	40	20
IEP Accom.	12	50	33	17	0

Legend:

%ADV - Advanced Performance Level

%SAT/PROF - Satisfactory/Proficient Performance Level

%LK - Limited Knowledge Performance Level

%UN - Unsatisfactory Performance Level

For confidentiality of student records: ++++ More than 95% scored above Satisfactory

---- More than 95% scored below Satisfactory/Proficient

**** missing data or data involving small numbers