

How do I sign up for a Canvas account as a parent?

Parents can sign up as an observer in Canvas. Observers can link their Canvas account to their student's account so they can see assignment due dates, announcements, and other course content. Observers can view the course content but cannot participate in the course.


This lesson is for parents who do not have a Canvas account and want to observe their students in their courses.

If you already have an account from your student's institution, log in to Canvas using the credentials given to you.

Notes:

- If the registration banner is not available in the login page, the institution has not enabled this feature. Please contact your student's institution for assistance. The registration banner is enabled through Canvas authentication.
- To observe a student, you must know the student's Canvas username and password.
- The student must be enrolled in the course and must accept the course invitation before you can sign up to observe the student. If you receive an *invalid username or password* message during the signup process and the student's credentials are correct, check with the student to verify that he or she has received and accepted the course invitation.
- Once you have an account, you may be able to view student information through the Canvas Parent app. Access to the Canvas Parent app is controlled by the student's institution. If you already have an account from your student's institution as an observer, you can always view student information through the Canvas Parent app.

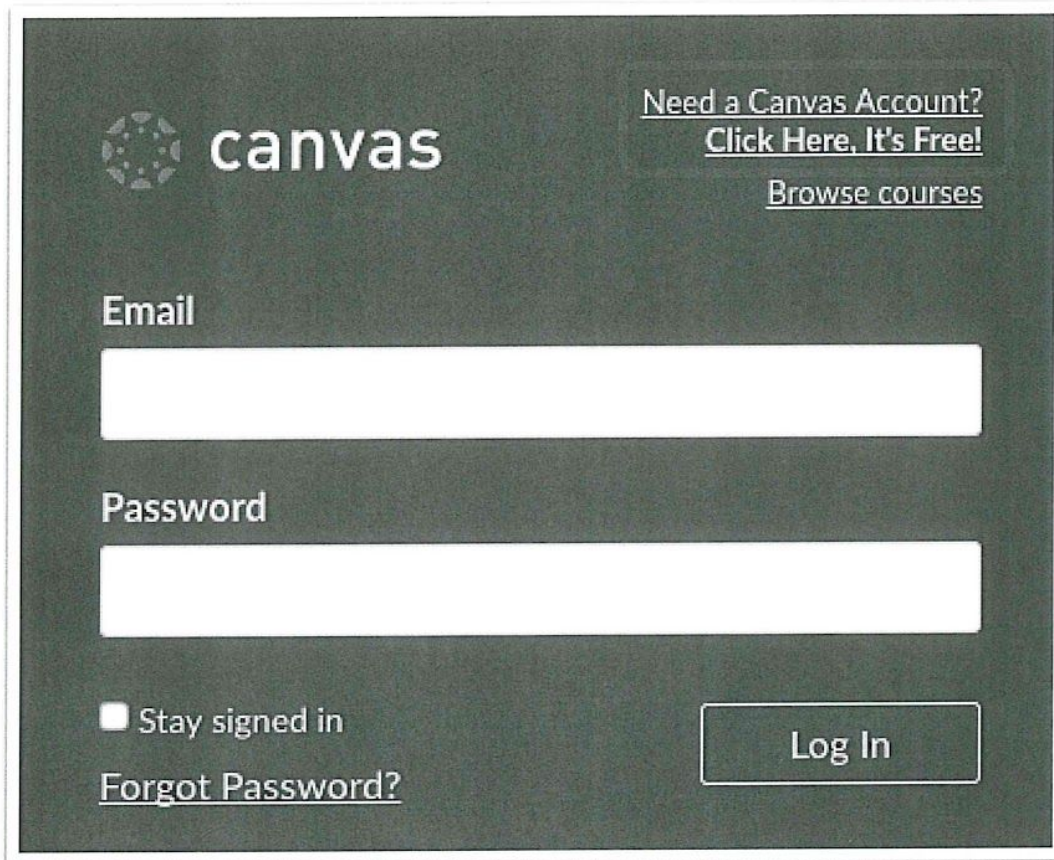
Open Canvas URL



In a browser window, enter the institution's Canvas registration URL (e.g. *canvas.instructure.com*).

Click to Register

How do I sign up for a Canvas account as a parent?

A screenshot of the Canvas login page. The background is dark grey. In the top left corner is the Canvas logo, which consists of a circular pattern of dots followed by the word "canvas" in a white, lowercase, sans-serif font. In the top right corner, there are three lines of white text: "Need a Canvas Account?", "Click Here, It's Free!", and "Browse courses", all underlined. Below the logo, there are two white input fields. The first is labeled "Email" and the second is labeled "Password". Below the "Email" field, there is a checkbox with the text "Stay signed in" to its right. Below the "Password" field, there is a link that says "Forgot Password?". To the right of the "Stay signed in" checkbox and the "Forgot Password?" link is a white rectangular button with the text "Log In" inside it.

Click the account link at the top of the page.

Sign Up As a Parent (Free Account)

How do I sign up for a Canvas account as a parent?



Click the [Parents sign up here](#) link.

Enter Signup Details

How do I sign up for a Canvas account as a parent?

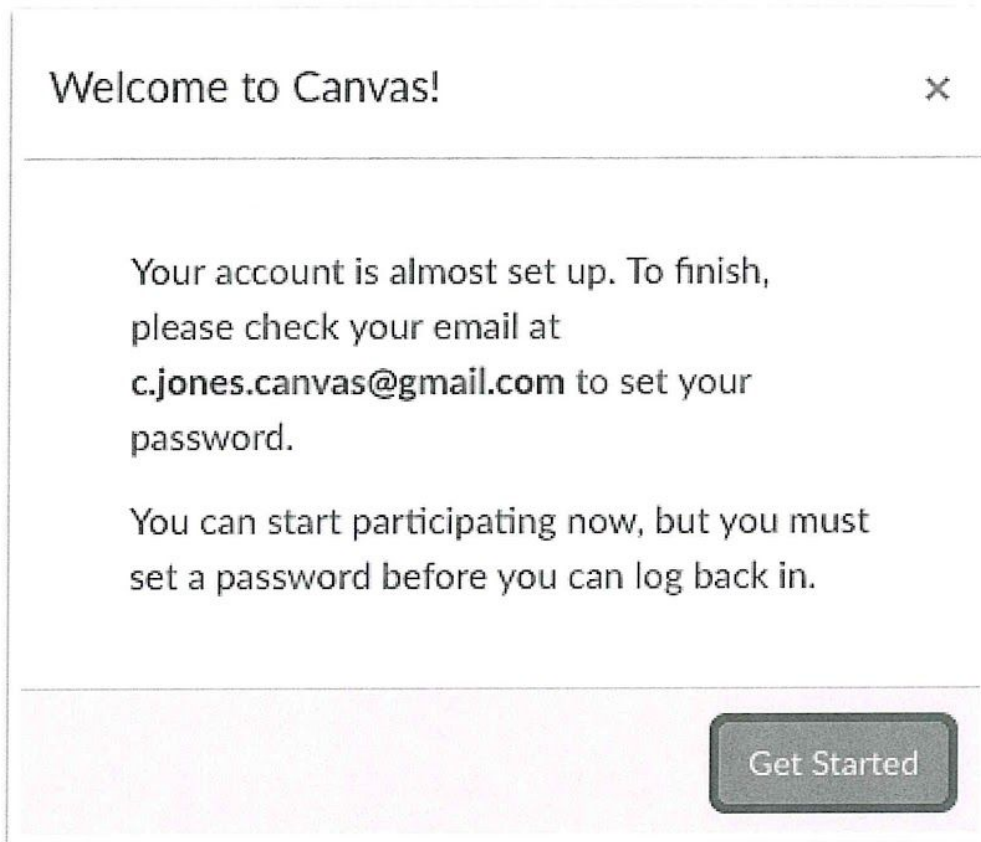
The image shows a 'Parent Signup' form with a close button (X) in the top right corner. The form contains four text input fields, each with a numbered circular callout: 'Your Name' (1), 'Your Email' (2), 'Child's Username' (3), and 'Child's Password' (4). Below these fields is a checkbox (5) with the text 'You agree to the terms of use and acknowledge the privacy policy.' At the bottom right of the form is a button (6) labeled 'Start Participating'.

Enter the following information:

1. Enter your name in the **Your Name** field.
2. Enter your email in the **Your Email** field.
3. Enter your child's username in the **Child's Username** field.
4. Enter your child's password in the **Child's Password** field.
5. Agree to the terms of use by clicking the **You agree to the terms of use** checkbox.
6. Click the **Start Participating** button.

Use Canvas

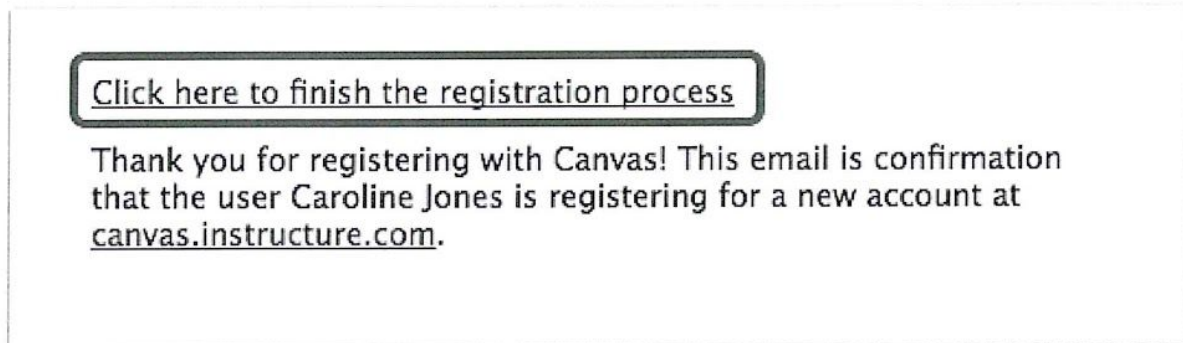
How do I sign up for a Canvas account as a parent?



While your account is not entirely set up, you can begin participating in Canvas immediately by clicking the **Get Started** button.

To finish registering for Canvas, log into your email account.

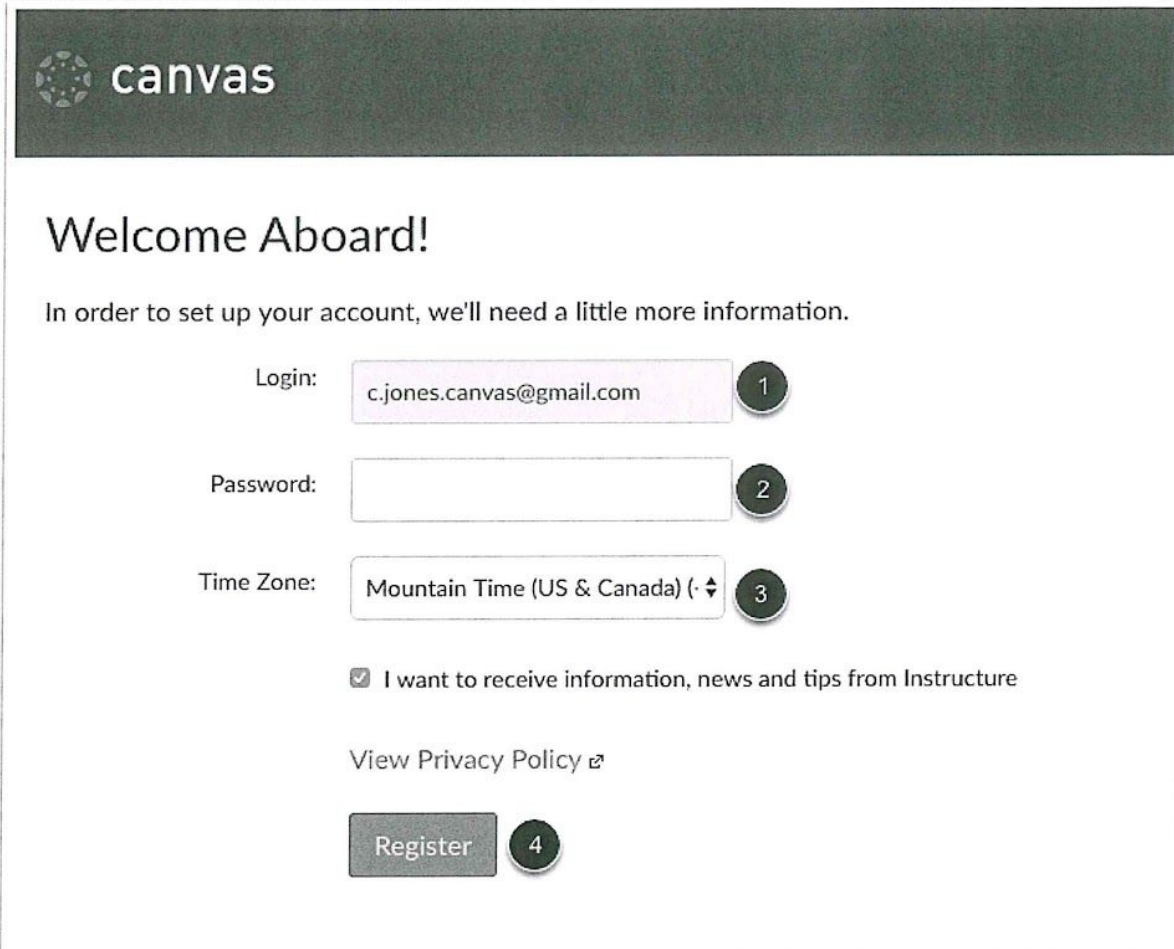
Complete Registration Process



Open the email from Instructure Canvas. To visit the provided URL and complete the registration process, click the link provided.

How do I sign up for a Canvas account as a parent?

Register for a Parent Account



The screenshot shows the Canvas registration page for a parent account. At the top left is the Canvas logo. Below it, the heading "Welcome Aboard!" is displayed. A message states: "In order to set up your account, we'll need a little more information." The registration form includes the following fields and elements:

- Login:** A text input field containing "c.jones.canvas@gmail.com" with a circled "1" next to it.
- Password:** An empty text input field with a circled "2" next to it.
- Time Zone:** A dropdown menu showing "Mountain Time (US & Canada)" with a circled "3" next to it.
- A checkbox labeled "I want to receive information, news and tips from Instructure" which is checked.
- A link for "View Privacy Policy" with an external link icon.
- A "Register" button with a circled "4" next to it.

To complete the registration process fill out the following fields:

1. Verify your email in the **Login** field.
2. Set your password by typing in the **Password** field.
3. Set your timezone by selecting the **Time Zone** drop-down menu.
4. Click the **Register** button. You will be redirected to the Canvas URL login page for your account.

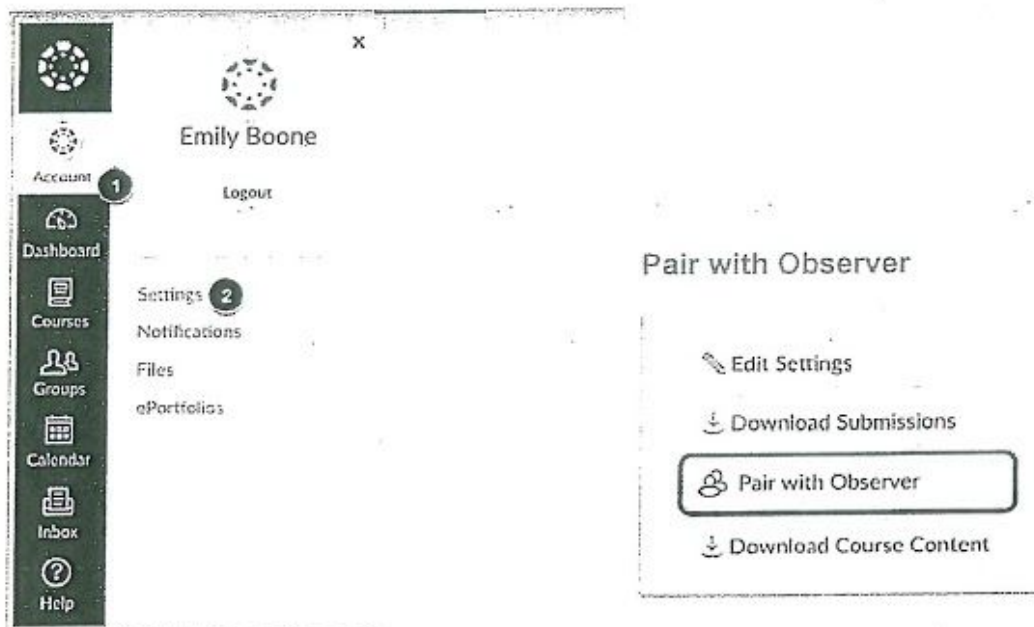
Learn how to observe additional students in your account.

Previous Topic:How can I use Canvas on my mobile device as an observer?**Next Topic:**How do I accept an invitation to join a course as an observer? You are here [Table of Contents](#) > [Introduction](#) > [How do I sign up for a Canvas account as a parent?](#)

Create a Pairing Code as a Student

Step #1

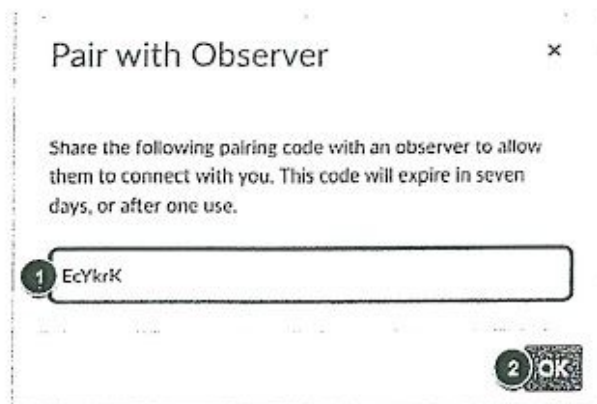
Have your student log into their Canvas account and follow the directions below.



In Global Navigation, click the Account link [1], then click the Settings link [2].

Click the Pair with Observer button.

Copy Pairing Code



Copy the six-digit alphanumeric pairing code [1]. You will need to share the code with the observer who will link to your account. The pairing code will expire after seven days or its first use.

To close the window, click the OK button [2].

Note: Pairing codes are case sensitive.



How to connect with your student using the Canvas Parent mobile app.

Step # 2

1 Download the Canvas Parent app from the App Store or Google Play.



2

Open the Canvas Parent app, tap the Find my School button, enter [SCHOOL NAME], and proceed.

Rich Hill R-IV-Parents



3

Tap Create Account link at the bottom of the login page.



4

Fill out the signup form, including the pairing code that was shared with you, and tap Start Participating.



5

You're now connected!