


## GENESIS PARENT PORTAL ACCESSING REPORT CARDS

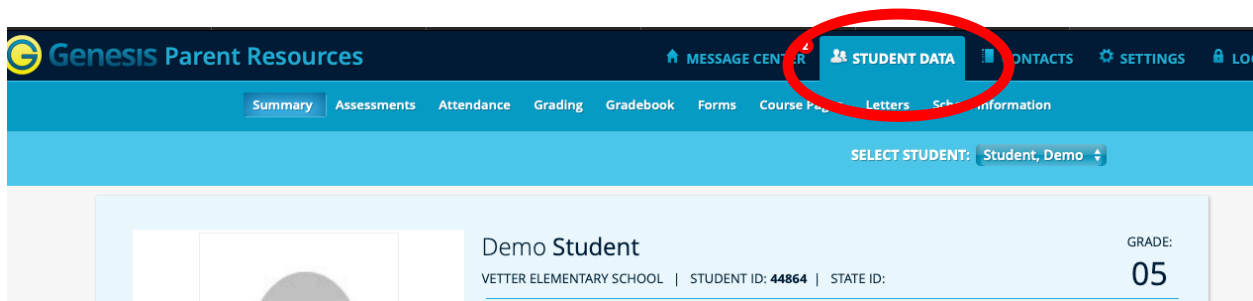
1. Open up any web browser and navigate to: <https://parents.eatontown.org>



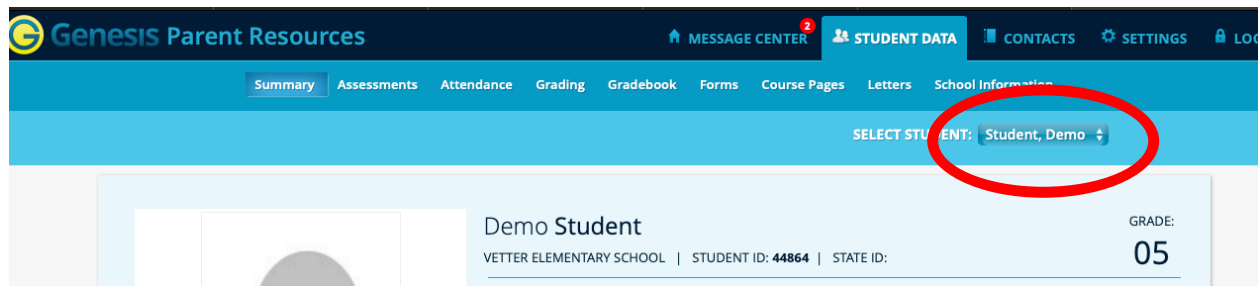
2. Sign in to the Genesis Parent Portal. Your username is your email address.

A screenshot of the 'Eatontown Public Schools Parent Access' login page. The page has a blue header with the school name and 'Parent Access' in large white text. Below this, there are two input fields: 'User Name:' with a placeholder 'enter your email address here' and a person icon, and 'Password:' with a lock icon and a password strength indicator. At the bottom, there are 'Login' and 'Forgot My Password' buttons, and a 'Select Language' dropdown menu.

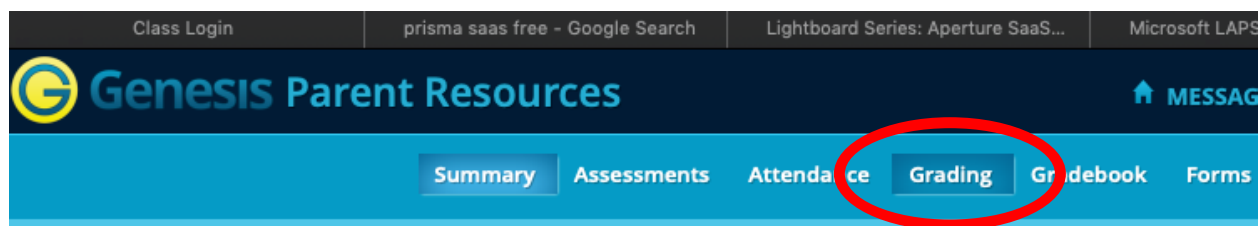
3. Click on the STUDENT DATA tab if it is not already highlighted.



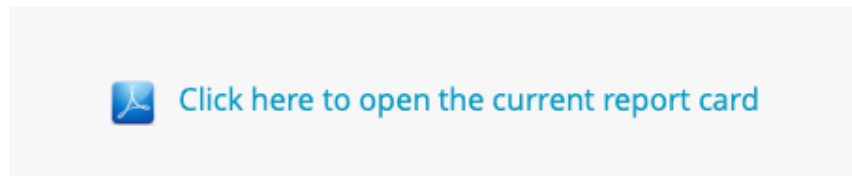
4. If you have multiple children attending Eatontown Public Schools use the SELECT STUDENT drop down box to select a specific child.



5. Click on Grading.



6. If your child attends either **Woodmere** or **Meadowbrook** you will see the following. Click "Click here to open the current report card" to open the report card.



If your child attends **Memorial** or **Vetter** you will see the following. Click "Please click here to view the MP3 form..." to view the report card.

