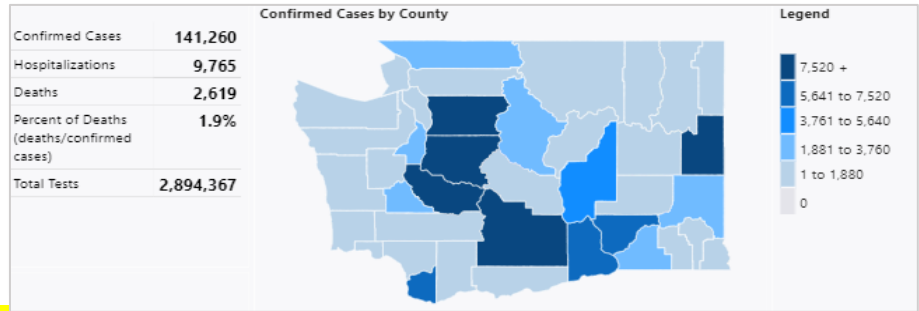


WASHINGTON STATE NUMBERS

*statewide data is continues to lag by 2 days. Data from WA State Dept. of Health

<https://www.doh.wa.gov/Emergencies/NovelCoronavirusOutbreak2020COVID19/DataDashboard>



TOP COUNTIES (+change rate since last Monday):

King CO. – 40,065 (5528) positive cases; 835 (+7) fatalities (<https://www.kingcounty.gov/depts/health/covid-19/data.aspx>)

***Yakima CO.** – 14,549 (+907) total cases, 259 (+9) fatalities (<https://www.yakimacounty.us/2404/Data-Summary>)

****Pierce CO.** – 15,089 positive (+1998) cases, 225 (+13) fatalities (<https://www.tpchd.org/healthy-people/diseases/covid-19-pierce-county-cases/>)

Snohomish CO. – 13,350 (+1568) positive cases, 270 (+23) fatalities (<https://www.snohd.org/499/COVID-19-Case-Count-Info>)

*Yakima surpassed Pierce CO. in total numbers on 5/7/2020, and passed Snohomish CO. on 6/4/2020

**Pierce Co. passed Snohomish County on 8/10/2020

SNOHOMISH COUNTY

CASES RATE PER 100,000 Calculated period: 2 weeks rolling

Target case rate is <25 per 100,000

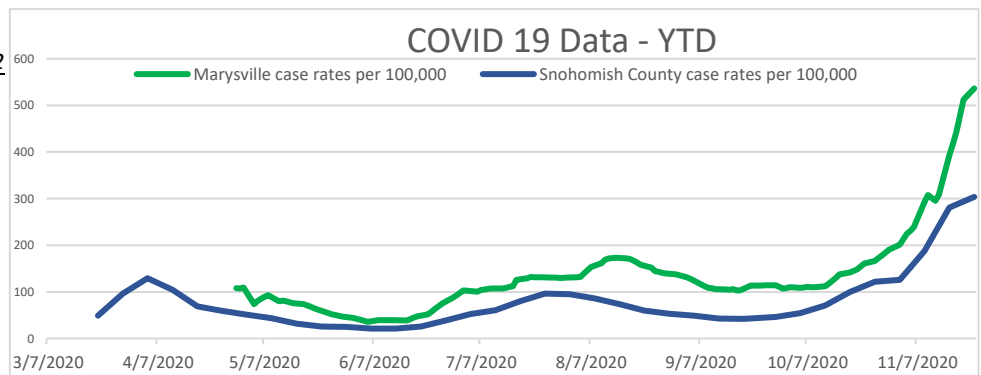
<https://www.snohd.org/546/Local-Case-Counts>

SNOHOMISH COUNTY: 303.6/100,000

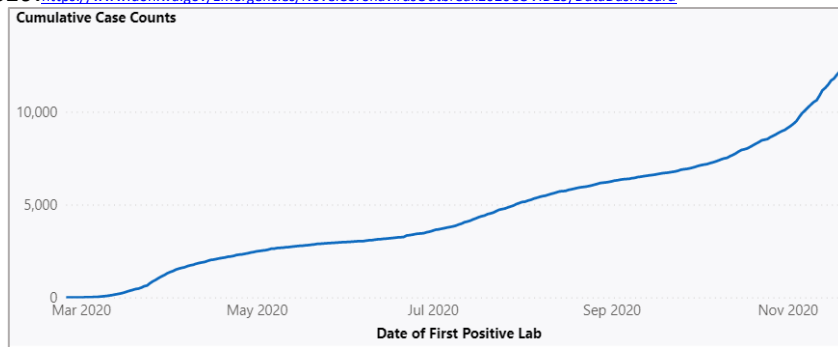
MARYSVILLE: 561/100,000 ↑144 from last

Monday (recorded M-F)

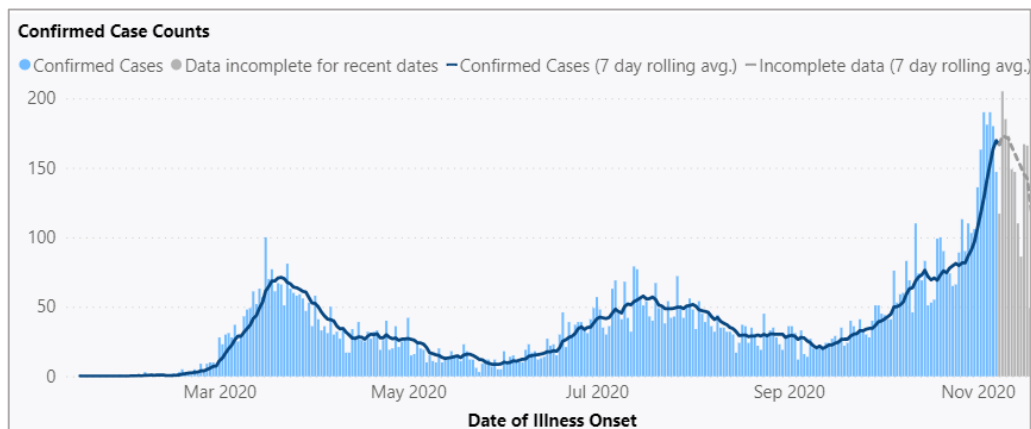
Marysville numbers began on 4/29/2020



SNOHOMISH COUNTY ACCUMULATIVE CASES The total number of people in Snohomish County who have tested positive for COVID-19 since January 21, 2020. <https://www.doh.wa.gov/Emergencies/NovelCoronavirusOutbreak2020COVID19/DataDashboard>



EPIDEMIOLOGICAL CURVES The progression of the COVID-19 outbreak in Snohomish County, and is know as the pidimiological Curve. This is the curve referred to in “flattening the curve.” <https://www.doh.wa.gov/Emergencies/NovelCoronavirusOutbreak2020COVID19/DataDashboard> Data is behind by 12 days.



Policy Group Update COVID-19 Numbers

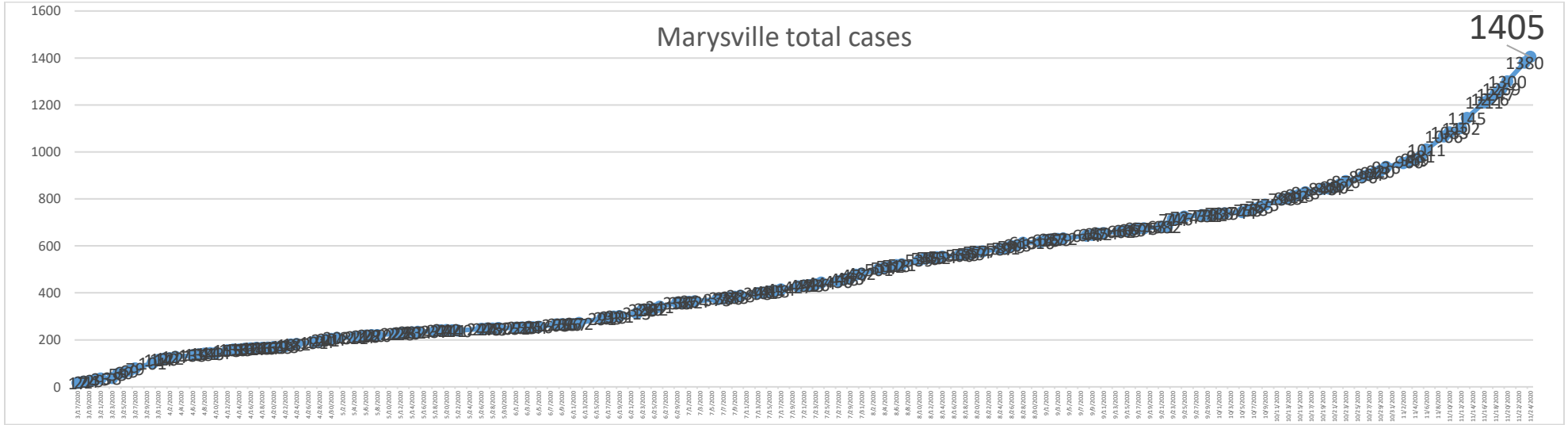
11/25/2020

Current City Total Case count

Everett 4,162	Lynnwood 2,177	Marysville 1,405	Snohomish 959	Edmonds 942	Lake Stevens 751	Arlington 677
-------------------------	--------------------------	----------------------------	-------------------------	-----------------------	----------------------------	-------------------------

Marysville Data: Marysville now has **1405 total cases**. Data collected from <https://www.snohd.org/499/COVID-19-Case-Count-Info>

Fatalities – 23 (8.9% of population).



Marysville Number of New Cases by Day Last week we had 155 cases. Data collected from <https://www.snohd.org/499/COVID-19-Case-Count-Info>

