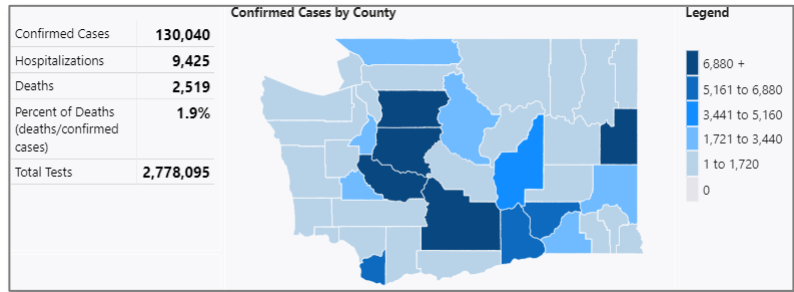


WASHINGTON STATE NUMBERS

*statewide data is continues to lag by 2 days. Data from WA State Dept. of Health

<https://www.doh.wa.gov/Emergencies/NovelCoronavirusOutbreak2020COVID19/DataDashboard>



TOP COUNTIES (+change rate since last Monday):

King CO. – 34,537 (3671,) positive cases; 828 (+17) fatalities <https://www.kingcounty.gov/depts/health/covid-19/data.aspx>

***Yakima CO.** – 13,642 (+379) total cases, 250 (+2) fatalities <https://www.yakimacounty.us/2404/Data-Summary>

****Pierce CO.** – 13,091 positive (+1,684) cases, 212 (+11) fatalities <https://www.tpchd.org/healthy-people/diseases/covid-19-pierce-county-cases/>

Snohomish CO. – 11,782 (+1,716) positive cases, 247 (+7) fatalities <https://www.snohd.org/499/COVID-19-Case-Count-Info>

*Yakima surpassed Pierce CO.in total numbers on 5/7/2020, and passed Snohomish CO I on 6/4/2020

**Pierce Co. passed Snohomish County on 8/10/2020

SNOHOMISH COUNTY

CASES RATE PER 100,000 Calculated period: 2 weeks rolling

Target case rate is <25 per 100,000

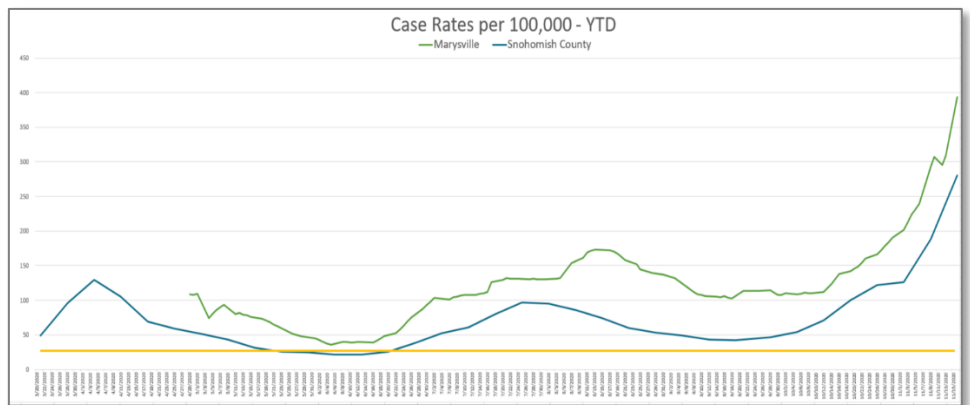
<https://www.snohd.org/546/Local-Case-Counts>

SNOHOMISH COUNTY: 280.8/100,000

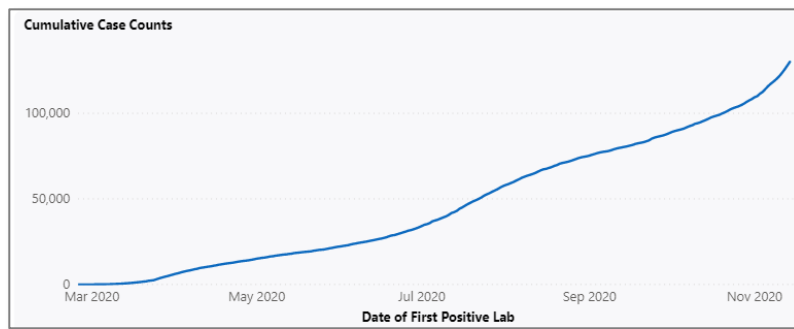
MARYSVILLE: 417/100,000 ↑125 from last

Monday (recorded M-F)

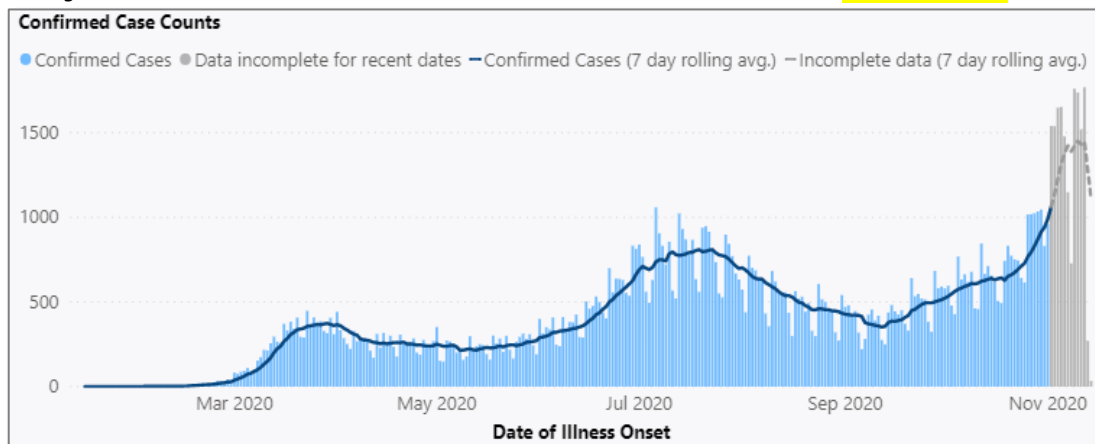
Marysville numbers began on 4/29/2020



SNOHOMISH COUNTY ACCUMULATIVE CASES The total number of people in Snohomish County who have tested positive for COVID-19 since January 21, 2020. <https://www.doh.wa.gov/Emergencies/NovelCoronavirusOutbreak2020COVID19/DataDashboard>



EPIDEMIOLOGICAL CURVES The progression of the COVID-19 outbreak in Snohomish County, and is know as the pidimological Curve. This is the curve referred to in “flattening the curve.” <https://www.doh.wa.gov/Emergencies/NovelCoronavirusOutbreak2020COVID19/DataDashboard> Data is behind by 12 days.



Policy Group Update COVID-19 Numbers

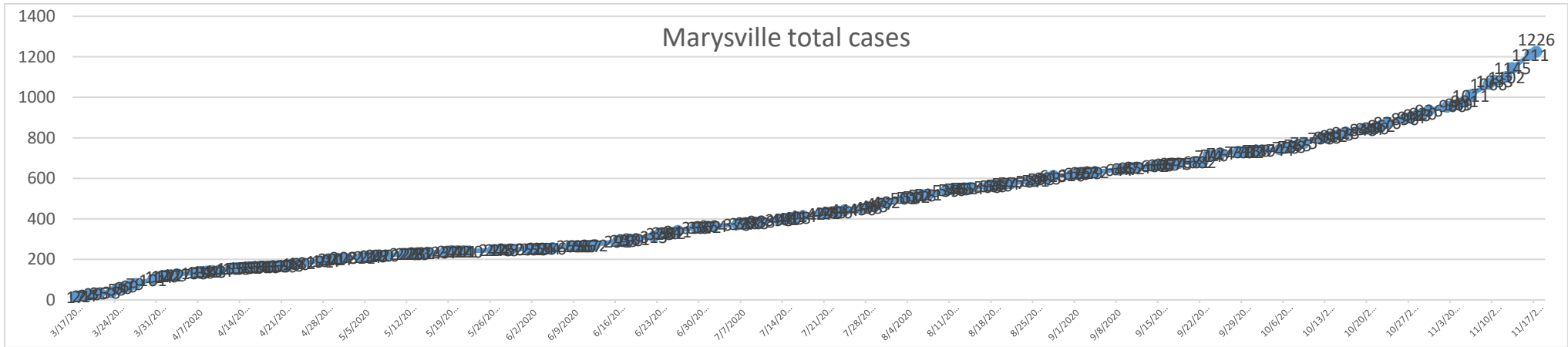
11/16/2020

Current City Total Case count (11/06/2020)

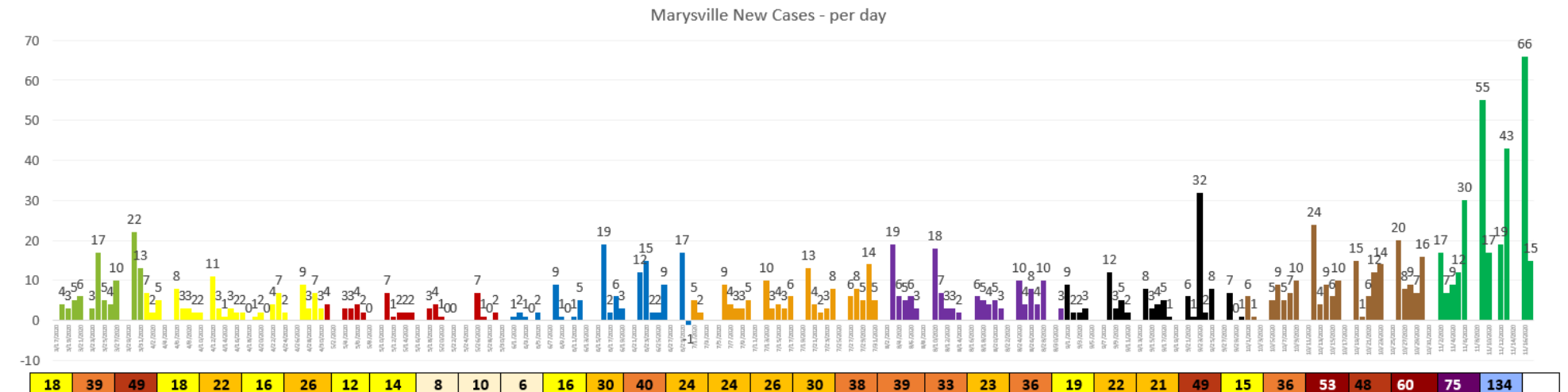
| | | | | | | |
|----------------|-----------------|-------------------|------------------|----------------|---------------------|------------------|
| Everett | Lynnwood | Marysville | Snohomish | Edmonds | Lake Stevens | Arlington |
| 3,703 | 1966 | 1,226 | 862 | 860 | 669 | 602 |

Marysville Data: Marysville now has **1226 total cases**. Data collected from <https://www.snohd.org/499/COVID-19-Case-Count-Info>

Fatalities – 23 (9.1% of population).



Marysville Number of New Cases by Day **Last week we had 134 cases.** Data collected from <https://www.snohd.org/499/COVID-19-Case-Count-Info>



New cases/week 'Heat' index



