
Kidder County Elementary Data

— Reading, Math, & Behavior —

Where it started

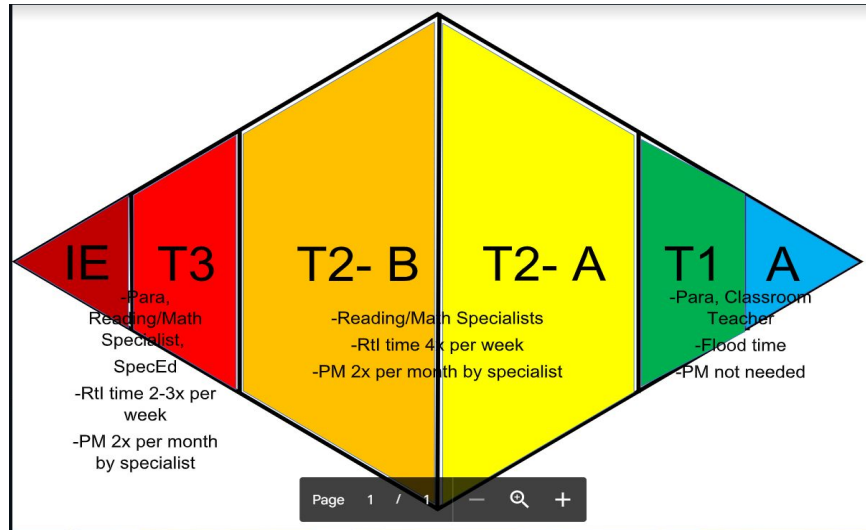


RTI (Response to Intervention) is a framework to address student academic and behavioral needs.

KCS elementary has used RTI for over 5 years.

While we have been successful, certain areas needed improvement.

Where we're headed



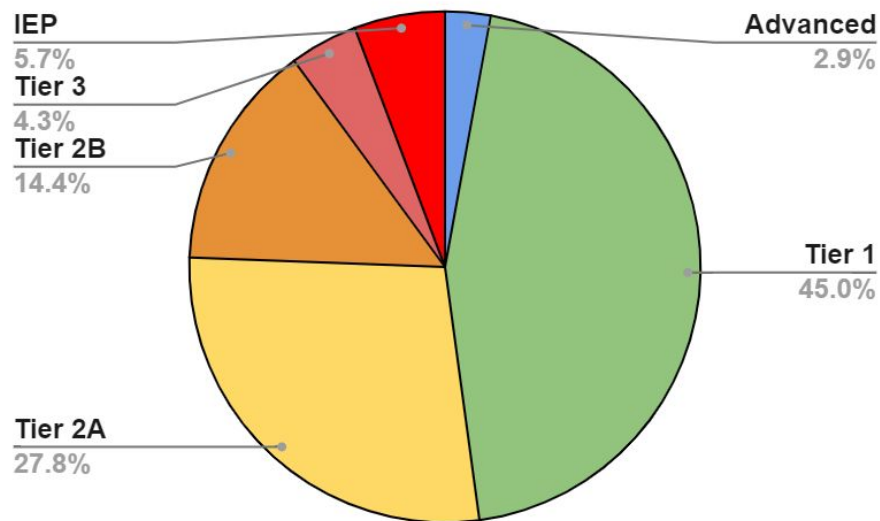
RTI Diamond

Contains elements of the pyramid, but is a more in depth view of student progress.

Breaks down tiers into more defined areas of needed intervention/enrichment.

Side by Side Comparison

What does this mean for our students - Reading



End-Of-Year RTI Diamond - Grades K - 6

North Dakota State Assessment Reading Proficiency

3rd Grade

State of ND Ave. - 41%

KC Ave. - 50%

4th Grade

State of ND Ave. - 40%

KC Ave. - 56%

5th Grade

State of ND Ave. - 45%

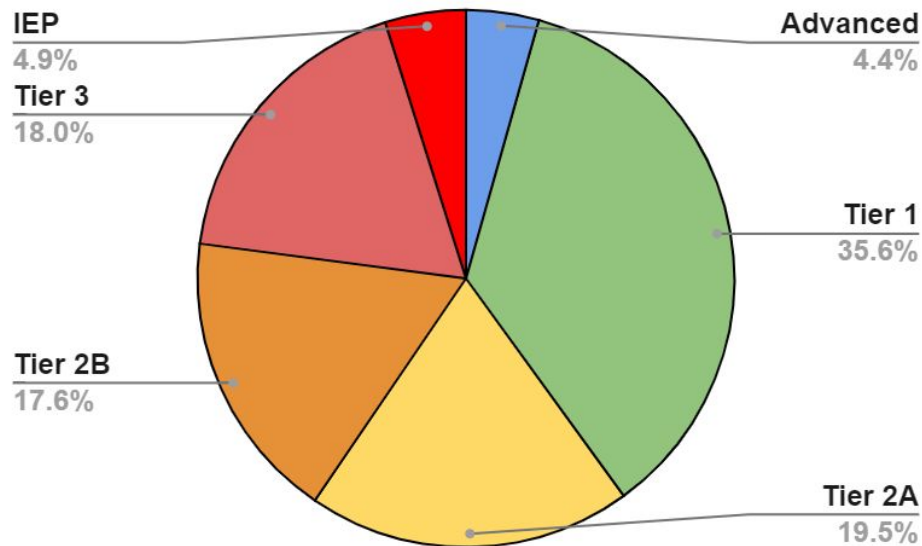
KC Ave. - 62%

6th Grade

State of ND Ave. - 50%

KC Ave. - 71%

What does this mean for our students - Math



End-Of-Year RTI Diamond - Grades K - 6

North Dakota State Assessment Math Proficiency

3rd Grade

State of ND Ave. - 50%

KC Ave. - 56%

4th Grade

State of ND Ave. - 38%

KC Ave. - 50%

5th Grade

State of ND Ave. - 43%

KC Ave. - 62%

6th Grade

State of ND Ave. - 41%

KC Ave. - 71%

What does this mean for our students? - Behavior

- Previous years have only factored in behavior tickets in creating the behavior tier
- Moving ahead, 3 R's, attendance, and weighting of tickets will play a bigger role
- Creation of a 3 R rubric by PLC teams
- Implementation of a new counselor based SEL curriculum that will offer whole group, small group, and one-on-one lessons

Questions? / Comments