

**November 9, 2020 School Board Meeting Updates**

**1) 11.5.20 14-Day COVID-19 Case Rate Per County**

a) [Link to 14-Day County Numbers](#)

i) 9.27 - 10.10.20 = 33.25

ii) 10.4 - 10.17.20 = 52.86

iii) 10.11- 10.24.20 = 113.32

**2) 11.9.20 School District Positive Case Data**

East Grand Forks ISD 595 Positive COVID-19 Case Data as of 11.9.20						
	New Heights	South Point	CMS	Senior High	District Wide	Total
Student Positive Cases from 9/8/20 to 11/9/20	3	4	5	18	0	30
Staff Positive Cases from 9/8/20 to 11/9/20	5	2	3	6	2	18
<b>Total Positive COVID Cases from 9/8/20 to 11/9/20</b>	<b>8</b>	<b>6</b>	<b>8</b>	<b>24</b>	<b>2</b>	<b>48</b>
<b>Student Positive Cases from 9/8/20 to 11/9/20 - NOT IN SCHOOL</b>	<b>5</b>	<b>3</b>	<b>13</b>	<b>10</b>	<b>0</b>	<b>31</b>
<b>Staff Positive Cases from 9/8/20 to 11/9/20 - NOT IN SCHOOL</b>	<b>4</b>	<b>0</b>	<b>3</b>	<b>3</b>	<b>0</b>	<b>10</b>
<b>Total Positive COVID Cases from 9/8/20 to 11/9/20 - NOT IN SCHOOL</b>	<b>9</b>	<b>3</b>	<b>15</b>	<b>13</b>	<b>0</b>	<b>41</b>
PLEASE NOTE: Preschool data is included in the buildings where each class is located.						

**3) School District COVID-19 Related Absences (One Day Sample)**

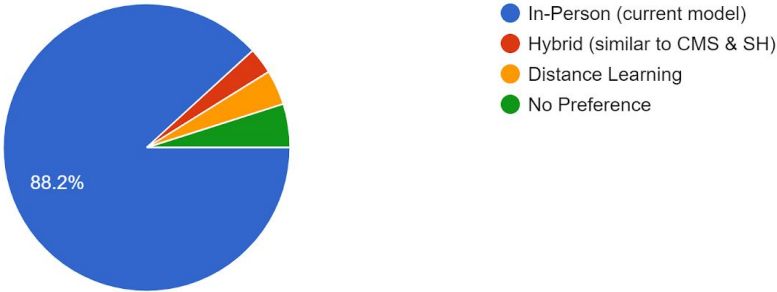
East Grand Forks ISD 595 COVID-19 Related Absences on 11.4.20 (1 Day)							
	Preschool	New Heights	South Point	CMS	Senior High	District	Total
Students	NA	79	44	59	80	0	262
Building Staff	NA	7	2	5	4	0	18
District Level Staff	NA	0	0	0	0	4	4
<b>Quarantine Notes: Some of the absences were due to the following conditions:</b>							
Preschool numbers are included in the building data where the classroom is located							
Quarantined Pre-K and New Heights Classrooms							
Quarantined athletic team							

#### 4) 11.4.20 Family and Staff Survey Results

### EGF ISD 595 Learning Model Family Survey Results by Building

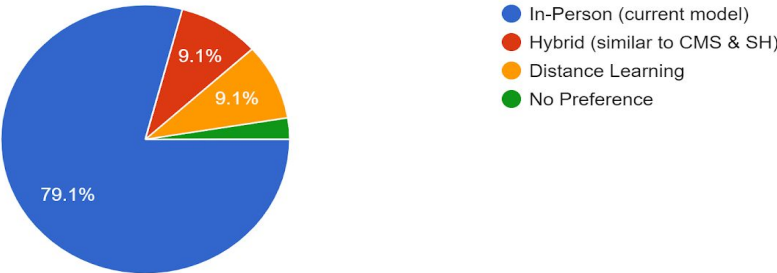
**Please note** - The word “preferred” could replace “recommended” in the following family survey results.

Recommended Learning Model for Pre-K  
102 responses



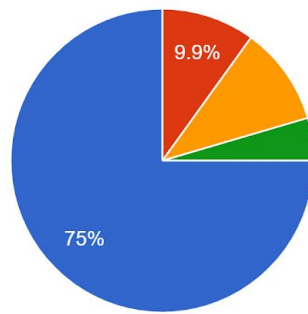
---

Recommended Learning Model for New Heights Elementary  
350 responses



### Recommended Learning Model for South Point Elementary

352 responses

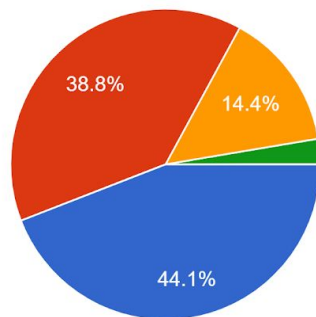


- In-Person (current model)
- Hybrid (similar to CMS & SH)
- Distance Learning
- No Preference

---

### Recommended Learning Model for CMS

340 responses

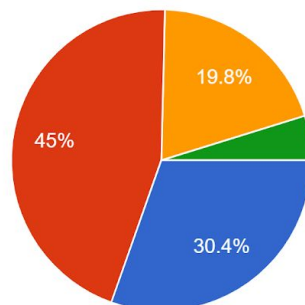


- In-Person (Current K-5 Model)
- Hybrid (Current CMS & SH Model)
- Distance Learning
- No Preference

---

### Recommended Learning Model for EGF Senior High

398 responses



- In-Person (Current K-5 Model)
  - Hybrid (Current CMS & SH Model)
  - Distance Learning
  - No Preference
-

## EGF ISD 595 Learning Model Staff Survey Results by Building

EGF ISD 595 Learning Model Staff Survey Results - 11.5.20					
<b>Preschool</b>	<b>In-Person</b>	<b>Hybrid</b>	<b>Distance Learning</b>	<b>No Preference</b>	<b>Total</b>
Licensed Staff	4	0	3	0	7
Non-Licensed Staff	5	4	0	1	10
Total	9	4	3	1	17
<b>Preschool %</b>	<b>52.9</b>	<b>23.5</b>	<b>17.6</b>	<b>5.9</b>	
<b>New Heights</b>	<b>In-Person</b>	<b>Hybrid</b>	<b>Distance Learning</b>	<b>No Preference</b>	<b>Total</b>
Licensed Staff	20	5	5	2	32
Non-Licensed Staff	4	3	10	3	20
Total	24	8	15	5	52
<b>New Heights %</b>	<b>46.2</b>	<b>15.4</b>	<b>28.8</b>	<b>9.6</b>	
<b>South Point</b>	<b>In-Person</b>	<b>Hybrid</b>	<b>Distance Learning</b>	<b>No Preference</b>	<b>Total</b>
Licensed Staff	21	4	9	1	35
Non-Licensed Staff	4	5	4	5	18
Total	25	9	13	6	53
<b>South Point %</b>	<b>47.2</b>	<b>17</b>	<b>24.5</b>	<b>11.3</b>	
<b>CMS</b>	<b>In-Person</b>	<b>Hybrid</b>	<b>Distance Learning</b>	<b>No Preference</b>	<b>Total</b>
Licensed Staff	7	19	6	1	33
Non-Licensed Staff	3	7	6	2	18
Total	10	26	12	3	51
<b>CMS %</b>	<b>21.6</b>	<b>49</b>	<b>23.5</b>	<b>5.9</b>	
<b>Senior SH</b>	<b>In-Person</b>	<b>Hybrid</b>	<b>Distance Learning</b>	<b>No Preference</b>	<b>Total</b>
Licensed Staff	6	24	9	2	41
Non-Licensed Staff	4	5	3	0	12
Total	10	29	12	2	53
<b>Senior High %</b>	<b>18.9</b>	<b>54.7</b>	<b>22.6</b>	<b>3.8</b>	
<b>District Office Staff</b>	<b>In-Person</b>	<b>Hybrid</b>	<b>Distance Learning</b>	<b>No Preference</b>	<b>Total</b>
Licensed Staff	2	0	0	0	2
Non-Licensed Staff	4	3	3	3	13
Total	6	3	3	3	15
<b>District Office Staff %</b>	<b>40</b>	<b>20</b>	<b>20</b>	<b>20</b>	

## 5) 11.6.20 District Incident Command Team Notes

- a) Reviewed Polk County Data and [Polk County Website](#)
- b) Receive updates from Sarah Reese and case numbers in the county
- c) Reviewed District Case Numbers & Survey Results
- d) PCPH is not seeing significant spread in schools
- e) Sarah Reese is recommending that we stay in the current models unless we see an increase in case numbers in our schools.
- f) Staffing is a problem in other area schools and they have had to transition to distance learning for a two-week period.
- g) A “reset” to reduce the spread will require two incubation periods.

## 6) Factors to Consider

- a) **NEW TODAY** - [MDE Informed Decision Making Tracker](#)
- b) Physical Safety of Students and Staff Members
- c) Mental Health of Students and Staff Members
- d) Staffing Shortages
- e) Impact on Families
- f) Activities
- g) Childcare for Children of Essential Workers
- h) Meal Delivery
- i) Technology Access
- j) Special Groups
  - i) High Risk
  - ii) Special Education
  - iii) EL
  - iv) Other
- k) Other

## 7) What's Next?

- a) Short-Term
  - i) Staff Shortages and/or Surge in Cases
    - (1) Quick Transition to Distance Learning for 1-2 Weeks
- b) Long-Term
  - i) Continued Increase in Cases and Community Spread
    - (1) Transition to Distance Learning for 4-6 Weeks
      - (a) Example - November 23 to January 4
    - (2) Will need time (days) for family and staff planning

