

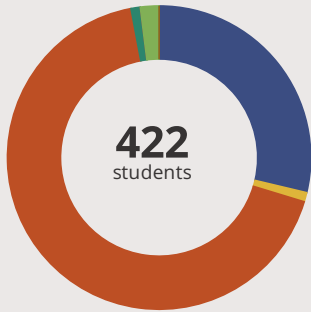
# Jefferson Elem School

1200 N Jefferson St Harvard, IL 60033 (815) 943-6464

Grades: 4 - 5  
District: Harvard CUSD 50

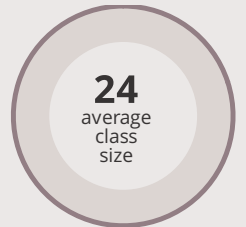

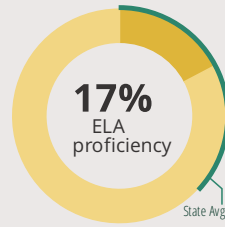
Principal: Dr. Judy Floeter  
Superintendent: Dr. Corey Tafoya

## Fast Facts



### Student Characteristics

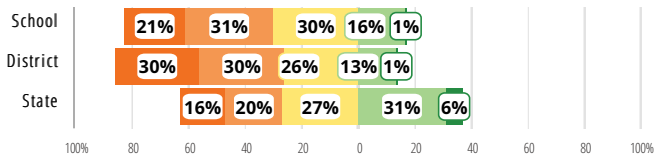
White	29%
Black	1%
Hispanic	68%
Asian	1%
American Indian	0%
Two or More Races	2%
Pacific Islander	0%
Low Income	59%
English Learners	48%
With IEPs	14%
Homeless	1%



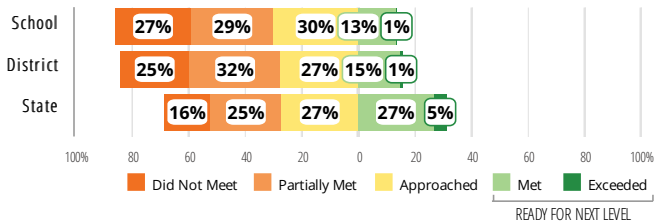
## Academic Success

All Illinois students in grades 3-8 take the PARCC assessment each year. High school students take the SAT in English Language Arts and Math.

### English Language Arts



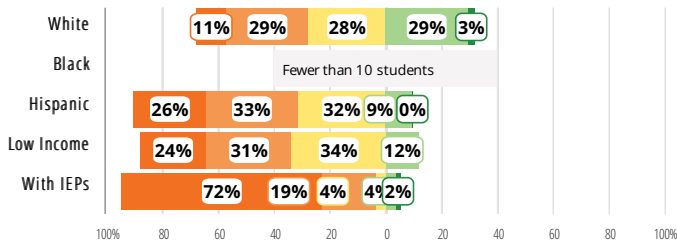
### Mathematics



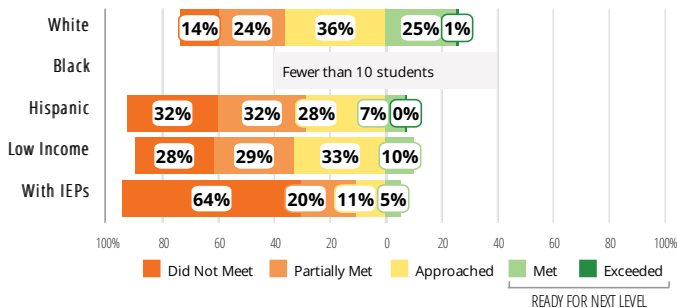
## Success by Student Group

This display shows PARCC ELA & Math performance levels for each student group. No data is shown for groups with fewer than 10 students.

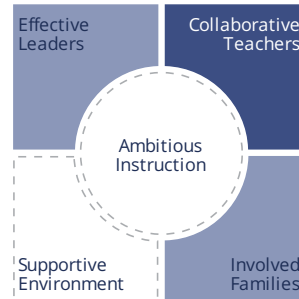
### English Language Arts



### Mathematics



## School Environment



The **5Essentials Survey** allows students in grades 6-12 and all teachers to share their perspectives on essential conditions for learning. The anonymous survey consists of 5 components.

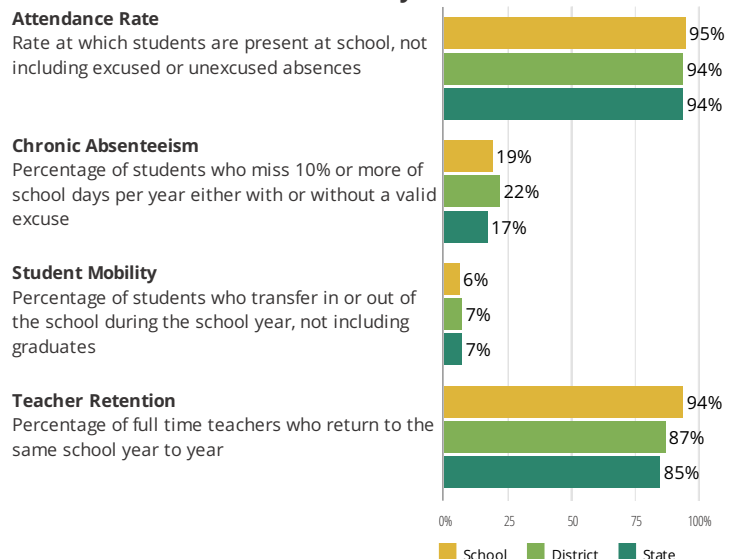
- Most implementation
- More implementation
- Average implementation
- Less implementation
- Least implementation
- Not Applicable/Low Response

### Response Rates

Students	-
Teachers	91%

- Average** Effective Leaders  
Do principals and teachers implement a shared vision for success?
- More** Collaborative Teachers  
Do teachers collaborate to promote professional growth?
- Ambitious Instruction  
Are classes challenging and engaging?
- Supportive Environment  
Is the school safe, demanding, and supportive?
- Average** Involved Families  
Does the entire staff build strong external relationships?

## Student Attendance and Mobility



# Jefferson Elem School

## School Highlights

### Academic Courses

### Career Development Courses and Programs

### Physical Education, Health and Wellness

### Athletics

### Other Programs and Activities

### School Personnel Resources

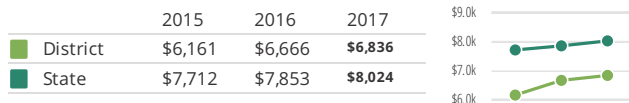
Bilingual Education Teacher, Librarian/Media Specialist, Paraprofessional, School Social Worker, Special Education Teacher

### School Awards

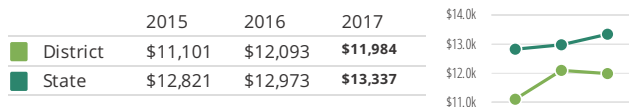
### Facilities

## District Finance

**Instructional Spending per Pupil** includes only the activities directly dealing with the teaching of students or the interaction between teachers and students.



**Operational Spending per Pupil** includes all costs for overall operations in this school's district, including Instructional Spending, but excluding summer school, adult education, capital expenditures, and long-term debt payments.



## Educator Measures

This school has had **1 principal(s)** over the past 6 years. In the last three years, an average of **94% of teachers** return to this school each year.

## FOR MORE INFORMATION

Visit [IllinoisReportCard.com](http://IllinoisReportCard.com) to see additional details about each item of information for this school. There you will find charts spanning multiple years, detailed explanations, resources, more of the school's programs and activities, and powerful tools that let you dig deeper into data.

Most of this data has been collected by ISBE from school districts through data systems. Some information, such as the School Highlights, is entered directly by principals and can be updated throughout the year.