

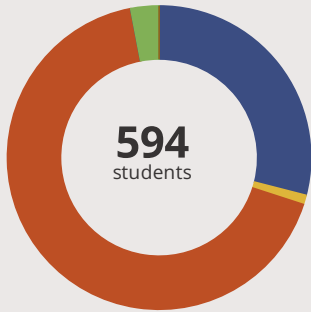
# Harvard Jr High School

1301 Garfield St Harvard, IL 60033 (815) 943-6466

Grades: 6 - 8  
District: Harvard CUSD 50

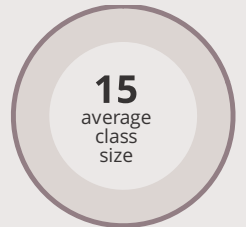

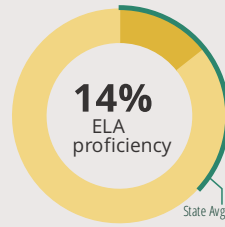
Principal: Mr. Juan Suarez  
Superintendent: Dr. Corey Tafoya

## Fast Facts



### Student Characteristics

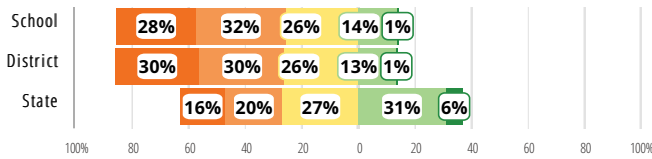
White	29%
Black	1%
Hispanic	67%
Asian	0%
American Indian	0%
Two or More Races	3%
Pacific Islander	0%
Low Income	57%
English Learners	22%
With IEPs	11%
Homeless	1%



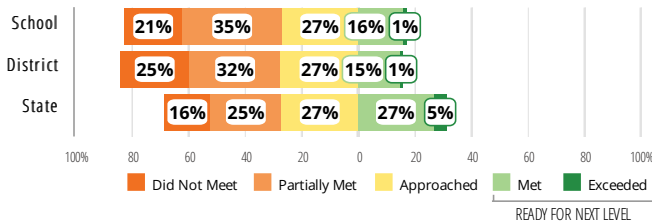
## Academic Success

All Illinois students in grades 3-8 take the PARCC assessment each year. High school students take the SAT in English Language Arts and Math.

### English Language Arts



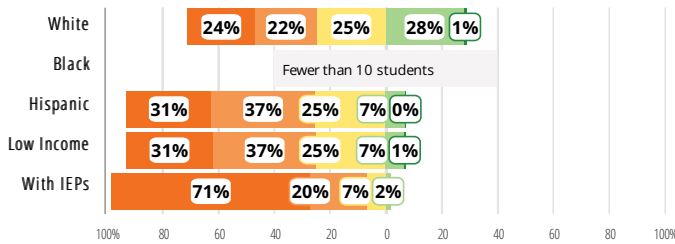
### Mathematics



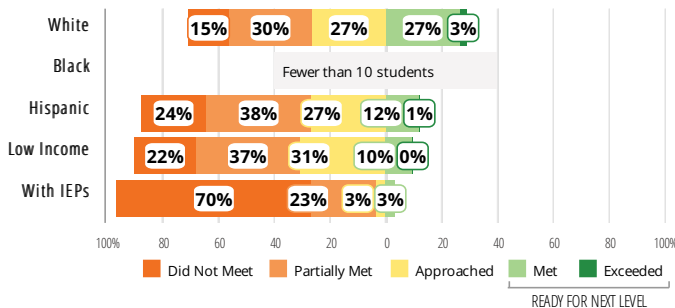
## Success by Student Group

This display shows PARCC ELA & Math performance levels for each student group. No data is shown for groups with fewer than 10 students.

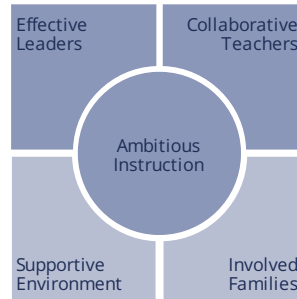
### English Language Arts



### Mathematics



## School Environment



The **5Essentials Survey** allows students in grades 6-12 and all teachers to share their perspectives on essential conditions for learning. The anonymous survey consists of 5 components.

- Most implementation
- More implementation
- Average implementation
- Less implementation
- Least implementation
- Not Applicable/Low Response

### Response Rates

Students	95%
Teachers	68%

### Average Effective Leaders

Do principals and teachers implement a shared vision for success?

### Average Collaborative Teachers

Do teachers collaborate to promote professional growth?

### Average Ambitious Instruction

Are classes challenging and engaging?

### Less Supportive Environment

Is the school safe, demanding, and supportive?

### Less Involved Families

Does the entire staff build strong external relationships?

## Student Attendance and Mobility

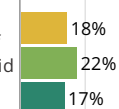
### Attendance Rate

Rate at which students are present at school, not including excused or unexcused absences



### Chronic Absenteeism

Percentage of students who miss 10% or more of school days per year either with or without a valid excuse



### Student Mobility

Percentage of students who transfer in or out of the school during the school year, not including graduates



### Teacher Retention

Percentage of full time teachers who return to the same school year to year



0% 25 50 75 100%  
School District State



# Harvard Jr High School

## School Highlights

### Academic Courses

6th grade Advanced Math, 6th Grade Spanish Social Studies, 6th, 7th, and 8th Grade Spanish Language Arts, 7th and 8th Grade Spanish Science, 7th Grade Advanced Math, Art, Art History, Band, Bilingual Programs/Courses, Bilingual Support, Choir, College Exploration, Dual Language, Dual Language, Gifted and Talented Programs, Guitar, Integrated Math 1, Language Arts Lab, Math Extension, Music Theory, Piano, Spanish I, World Language

### Physical Education, Health and Wellness

6th grade health, 6th Grade Physical Education and Health, 7th Grade Health, 7th Grade Physical Education and Health, 8th Grade Health, 8th Grade Physical Education and Health, CATCH, Health Education Courses, Student Activity Time

### Other Programs and Activities

Athletic Study Time, Breakfast, Career Education Events, Family Nights, Harvard Community Education Foundation, Harvard Community Partnership Coalition, Homework Club, Homework Club - Before and After School, Independent Inquiry, Jazz Band, Jazz Band, National Junior Honor Society, National Junior Honor Society, Student Council, Student Council/Government, Yearbook Club, Yearbook Club

### School Awards

7th Girls Basketball - Consolation Champion, 7th Track Team - 3rd Place in Conference, Choir - Silver Rating, County Spelling Bee Qualifier, One Track and Field IESA State Qualifier, Regional Superintendent Recognition for PBIS, Symphonic Bands - Silver Rating, Wrestling - 2nd Place at the Station Stampede, Wrestling - Five Individual IESA State Qualifiers

### Career Development Courses and Programs

Career Cruising utilized by all 8th grade students, Career Education is embedded into all academic content areas

### Athletics

Boy's Basketball, Boy's Cross Country, Boy's Track & Field, Boy's Wrestling, Girl's Basketball, Girl's Cross Country, Girl's Track & Field, Girl's Volleyball

### School Personnel Resources

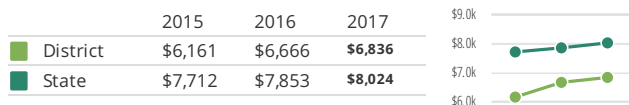
Bilingual Education Teacher, Librarian/Media Specialist, Paraprofessional, School Psychologist, School Social Worker, Special Education Teacher, Speech Language Pathologist-non teaching, Visiting International Teacher

### Facilities

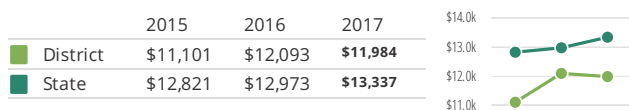
Health and Fitness Room, Library Media Center, Technology Room, Two Gymnasiums

## District Finance

**Instructional Spending per Pupil** includes only the activities directly dealing with the teaching of students or the interaction between teachers and students.



**Operational Spending per Pupil** includes all costs for overall operations in this school's district, including Instructional Spending, but excluding summer school, adult education, capital expenditures, and long-term debt payments.



## Educator Measures

This school has had **2 principal(s)** over the past 6 years. In the last three years, an average of **85% of teachers** return to this school each year.

## FOR MORE INFORMATION

Visit [IllinoisReportCard.com](http://IllinoisReportCard.com) to see additional details about each item of information for this school. There you will find charts spanning multiple years, detailed explanations, resources, more of the school's programs and activities, and powerful tools that let you dig deeper into data.

Most of this data has been collected by ISBE from school districts through data systems. Some information, such as the School Highlights, is entered directly by principals and can be updated throughout the year.