



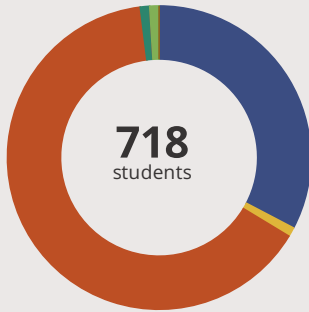
Harvard High School

1103 N Jefferson St Harvard, IL 60033 (815) 943-6461

Grades: 9 - 12
District: Harvard CUSD 50

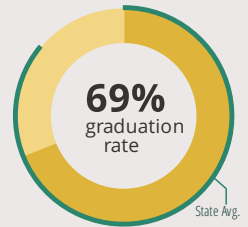
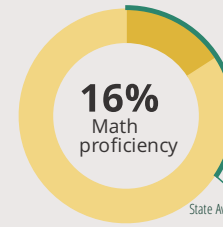
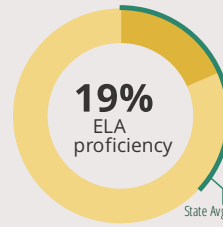
Principal: Mr. Carl Hobbs
Superintendent: Dr. Corey Tafoya

Fast Facts



Student Characteristics

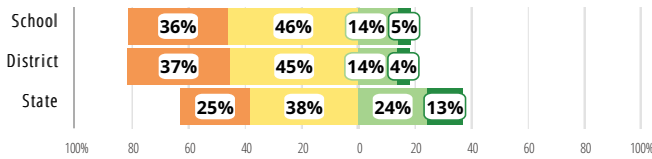
White	33%
Black	1%
Hispanic	65%
Asian	1%
American Indian	0%
Two or More Races	1%
Pacific Islander	0%
Low Income	50%
English Learners	15%
With IEPs	10%
Homeless	2%



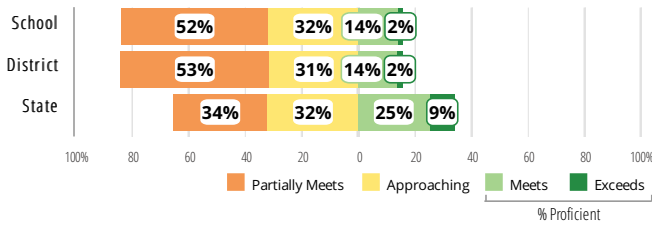
Academic Success

High school students take the SAT in English Language Arts and Math. The display shows SAT ELA & Math results in four performance levels.

English Language Arts



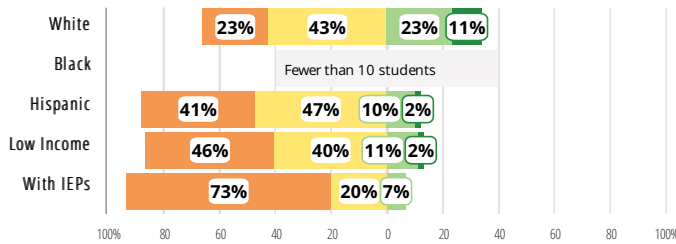
Mathematics



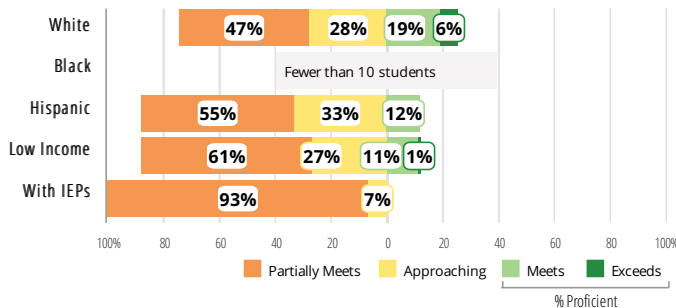
Success by Student Group

This display shows SAT ELA & Math performance levels for each student group. No data is shown for groups with fewer than 10 students.

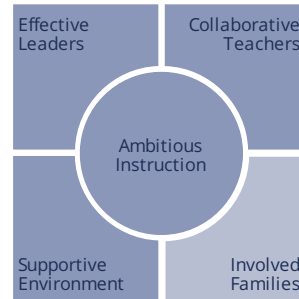
English Language Arts



Mathematics



School Environment



The **5Essentials Survey** allows students in grades 6-12 and all teachers to share their perspectives on essential conditions for learning. The anonymous survey consists of 5 components.

- Most implementation
- More implementation
- Average implementation
- Less implementation
- Least implementation
- Not Applicable/Low Response

Response Rates

Students	70%
Teachers	100%

Average Effective Leaders

Do principals and teachers implement a shared vision for success?

Average Collaborative Teachers

Do teachers collaborate to promote professional growth?

Average Ambitious Instruction

Are classes challenging and engaging?

Average Supportive Environment

Is the school safe, demanding, and supportive?

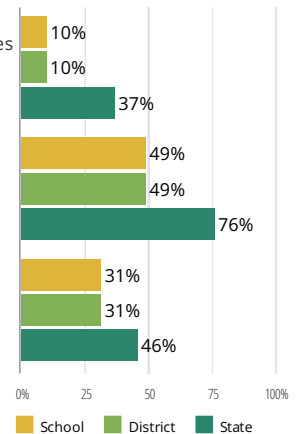
Less Involved Families

Does the entire staff build strong external relationships?

College Readiness

Early College Coursework

Students taking early college coursework in grades 10, 11, and 12



Postsecondary Enrollment

Students who enroll at colleges and universities

Community College Remediation (lower is better)

Students enrolled in Illinois community colleges who require remedial coursework



Harvard High School

School Highlights

Academic Courses

AP Calc, AP Span, AP US Hist, Auto Tech, Comp Prog, Cul Arts, Ear Child Ed, EMT, Eng IV, Nursing, Fitness, Econ, Genetics, Fam & Cons Sci, Yearbook, Finance, Psych, Sociol, Band, Ceramics, Choir, Guitar, Music Theory, Painting, Span for Natives Span I-IV, ACT Prep, Bilingual Support, Summer Sc

Career Development Courses and Programs

Acct, Ag Biotech, Ag Business, Arch Draft, Intro to Ag Sci, Busin Law, Child Devel, Soft Appl, Const trades, Culinary, Fashion, Hort, Electronics, Intro to Ag, Keyboarding, Landscape, Machine Tech, Nat Resource Manage, PSAA, Prec Metal Prod, Prod Marketing, Textiles & Design, Welding, Inter Occ

Physical Education, Health and Wellness

Fitness training, Health Education Courses, Nutrition, Weight Lifting/Toning

Athletics

Boy's Baseball, Boy's/Girl's Basketball, Boy's/Girl's Cross Country, Boy's Football, Boy's/Girl's Golf, Boy's/Girl's Soccer, Boy's/Girl's Track & Field, Boy's Wrestling, Conditioning and Fitness Classes, Girl's Competitive Cheerleading, Girl's Softball, Girl's Volleyball, 3-Point Showdown, LINK

Other Programs and Activities

8-9th Transition, Career Educ Events, Chess club, Family Nights, Mentoring Program, Parent Associations, Tutoring Program, Art Club, Tech Crew, Drama, Marching Band, Chess Club, HEAT, Journalism, Spanish Club, NHS, Newspaper, Scholastic Bowl, Student Ambassadors, Student Council, Writer's Workshop, Yearbook

School Personnel Resources

Bilingual Education Teacher, Librarian/Media Specialist, Paraprofessional, School Guidance Counselor, School Psychologist, School Social Worker, Special Education Teacher, Supervisory Dean

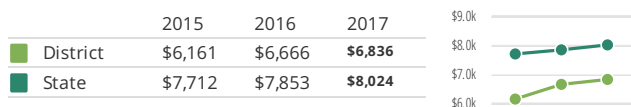
School Awards

AFS, Big Brother/Big Sister, Harvard Community Coalition, IESA State Finals Official, IFCOA Hall of Fame, IHSA State Finals Official, Ill Principal Association, Ill State Scholars, Illinois Community Partner, Interact, IWCOA Hall of Fame, National Association of Secondary School Principals, National Board Certified

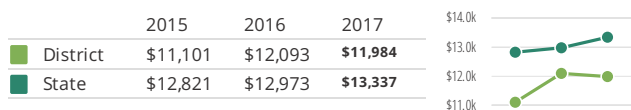
Facilities

District Finance

Instructional Spending per Pupil includes only the activities directly dealing with the teaching of students or the interaction between teachers and students.



Operational Spending per Pupil includes all costs for overall operations in this school's district, including Instructional Spending, but excluding summer school, adult education, capital expenditures, and long-term debt payments.



Educator Measures

This school has had **2 principal(s)** over the past 6 years. In the last three years, an average of **91% of teachers** return to this school each year.

Student Attendance and Mobility


Attendance Rate

Rate at which students are present at school, not including excused or unexcused absences



Chronic Absenteeism

Percentage of students who miss 10% or more of school days per year either with or without a valid excuse



Student Mobility

Percentage of students who transfer in or out of the school during the school year, not including graduates



Teacher Retention

Percentage of full time teachers who return to the same school year to year



0% 25 50 75 100%
School District State

FOR MORE INFORMATION

Visit IllinoisReportCard.com to see additional details about each item of information for this school. There you will find charts spanning multiple years, detailed explanations, resources, more of the school's programs and activities, and powerful tools that let you dig deeper into data.

Most of this data has been collected by ISBE from school districts through data systems. Some information, such as the School Highlights, is entered directly by principals and can be updated throughout the year.