

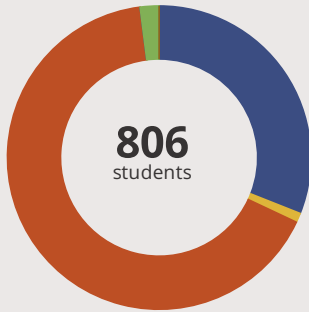
# Crosby Elem Sch

401 Herley Dr Harvard, IL 60033 (815) 943-4022

Grades: K - 3  
District: Harvard CUSD 50

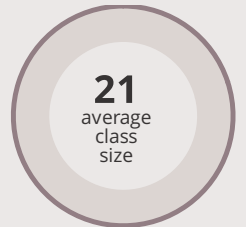

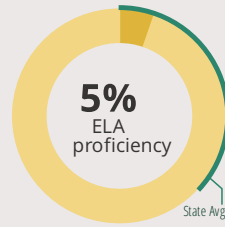
Principal: Ms.Kathleen Ferguson  
Superintendent: Dr.Corey Tafoya

## Fast Facts



### Student Characteristics

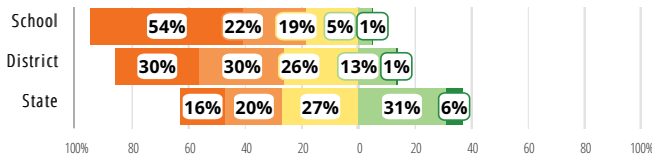
White	31%
Black	1%
Hispanic	66%
Asian	0%
American Indian	0%
Two or More Races	2%
Pacific Islander	0%
Low Income	58%
English Learners	51%
With IEPs	9%
Homeless	1%



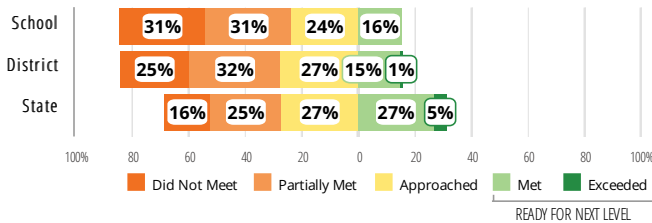
## Academic Success

All Illinois students in grades 3-8 take the PARCC assessment each year. High school students take the SAT in English Language Arts and Math.

### English Language Arts



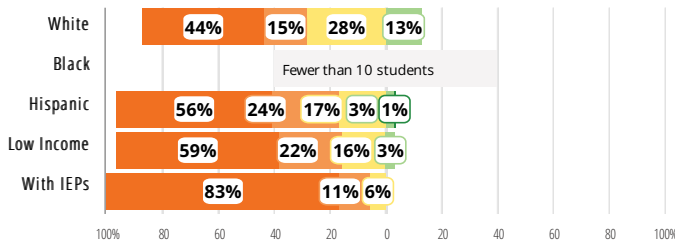
### Mathematics



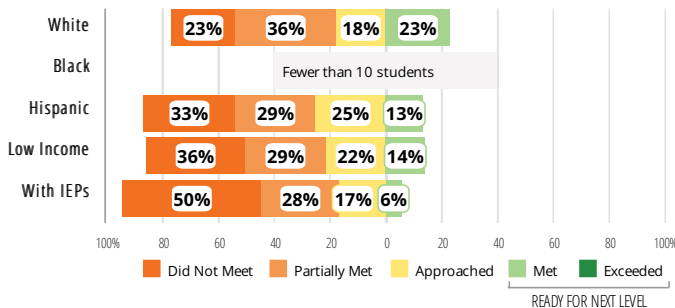
## Success by Student Group

This display shows PARCC ELA & Math performance levels for each student group. No data is shown for groups with fewer than 10 students.

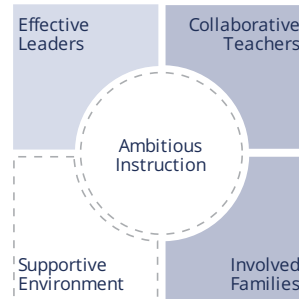
### English Language Arts



### Mathematics



## School Environment



The **5Essentials Survey** allows students in grades 6-12 and all teachers to share their perspectives on essential conditions for learning. The anonymous survey consists of 5 components.

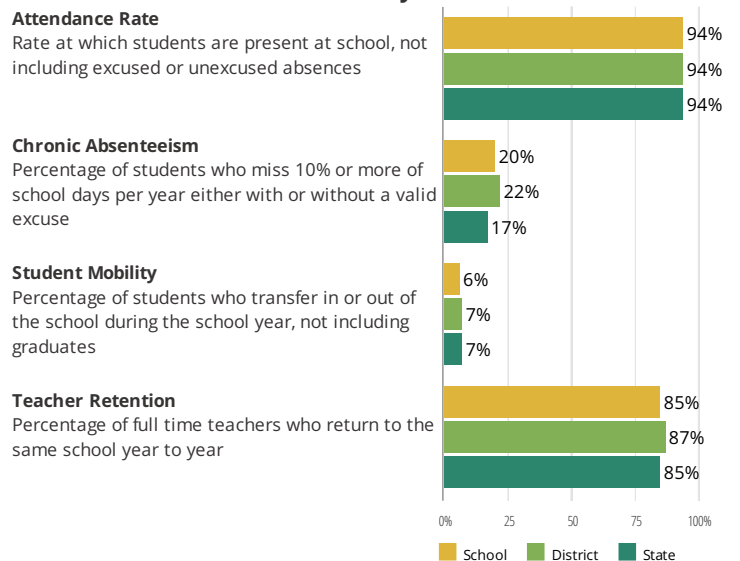
- Most implementation
- More implementation
- Average implementation
- Less implementation
- Least implementation
- Not Applicable/Low Response

### Response Rates

Students	-
Teachers	100%

- Least Effective Leaders**  
Do principals and teachers implement a shared vision for success?
- Less Collaborative Teachers**  
Do teachers collaborate to promote professional growth?
- Ambitious Instruction**  
Are classes challenging and engaging?
- Supportive Environment**  
Is the school safe, demanding, and supportive?
- Less Involved Families**  
Does the entire staff build strong external relationships?

## Student Attendance and Mobility





# Crosby Elem Sch

## School Highlights

### Academic Courses

Core curriculum is aligned with the Common Core Standards. In addition, Crosby School provides art, music, physical education, technology, library, ESY, Title 1 Reading and Math, Title III, RtI, and bilingual education through the dual language model.

### Career Development Courses and Programs

Career education is embedded into all academic content areas.

### Physical Education, Health and Wellness

Physical Education is offered. Crosby is a CATCH school and teachers provide students with CATCH activities in the classroom. Students receive twenty minutes of recess daily and engage in activities with the Peaceful Playground program. Peaceful Playgrounds increases children's physical activity levels addressing childhood obesity.

### Athletics

Various after school athletic clinics are offered.

### Other Programs and Activities

Family Nights, Music Performances, Parent Teacher Association, Girls On The Run, Charitable and Community Outreach, Winter Family Fun Night, Bilingual Library Nights

### School Personnel Resources

Bilingual Education Teacher, Paraprofessional, School Social Worker, Special Education Teacher, Speech Language Pathologist-non teaching, Visiting International Teacher

### School Awards

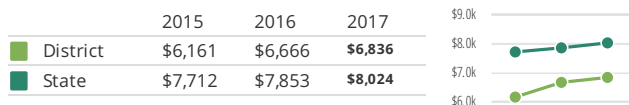
Crosby School has earned School Wide Implementation of PBIS and the Toys for Tots Commander's Award. We received a 100% on the most recent Health Life Safety Inspection. Students earn attendance awards, accelerated reader awards, bus behavior recognition, and PBIS school recognition.

### Facilities

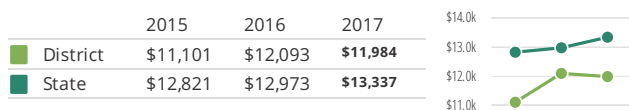
Crosby opened in the fall of 2010 and was designed to hold more than one thousand students. Crosby is designed around a neighborhood concept, all classrooms of the same grade are grouped around a common discovery center. The school has an IHSA gymnasium as well as music rooms and stage, and two playgrounds and large grass areas for daily recess.

## District Finance

**Instructional Spending per Pupil** includes only the activities directly dealing with the teaching of students or the interaction between teachers and students.



**Operational Spending per Pupil** includes all costs for overall operations in this school's district, including Instructional Spending, but excluding summer school, adult education, capital expenditures, and long-term debt payments.



## Educator Measures

This school has had **2 principal(s)** over the past 6 years. In the last three years, an average of **85% of teachers** return to this school each year.

## FOR MORE INFORMATION

Visit [IllinoisReportCard.com](http://IllinoisReportCard.com) to see additional details about each item of information for this school. There you will find charts spanning multiple years, detailed explanations, resources, more of the school's programs and activities, and powerful tools that let you dig deeper into data.

Most of this data has been collected by ISBE from school districts through data systems. Some information, such as the School Highlights, is entered directly by principals and can be updated throughout the year.