



Schoolcraft Learning Community

An Expeditionary Learning™ Public Charter School

**Annual Report
September 17, 2013**

Table of Contents

Introduction.....	3
School Mission Statement.....	3
Authorizer Information.....	3
School Governance.....	4
Board Members List.....	5
Annual Board Training Completed.....	6
School Board Goal Setting.....	6
School Management.....	7
Staffing/Teaching Faculty Information.....	8-9
School Admissions and Enrollment.....	10
Academic Program/School Performance.....	11-14
School Climate.....	15
Finances.....	16
Innovative Practices.....	17-19
Program Challenges.....	20-21
Future Plans.....	21
Appendices.....	22-28
NWEA Results.....	22
MCA Results.....	23
Budget.....	23
UFARS/FY 12 Expenditure Matrix.....	24
Balance Sheet/Non-Profit Status.....	25
School Finance Awards MDE and VOA.....	26
School Application Form and Enrollment Form.....	27

Introduction

Schoolcraft Learning Community was awarded its first charter from the state of MN in April 2000. We opened our doors to those we serve in September 2000, offering an alternative education style to 150 students. Schoolcraft Learning Community is based on a shared conviction that enthusiasm and rigor are compatible and that students learn best in small group settings emphasizing individualized instruction, project orientation, and teamwork. We believe that local environment, culture, and history provide a bridge to global perspectives, a rich source of experiences and material, and that students should be encouraged to become significant contributors to their community. During the 2012-13 school year, Schoolcraft Learning Community served approximately 192 students in the Bemidji area. Reflecting on the school's successful completion of its thirteenth year, it is evident that our original vision, as stated, continues to be strong in our unique learning environment. Schoolcraft Learning Community is compliant with all 6 of the statutory purposes as outlined in Minnesota Statutes, section 124D.10, subdivision 14 (2011), but is especially proficient as an educational organization in the following areas: Improving Pupil Learning; Encouraging the Use of Different and Innovative Teaching Methods; and Creating New Professional opportunities for Teachers, including the opportunity to be responsible for the learning program at the school. Schoolcraft Learning Community has prepared this annual report in compliance with Minnesota Statute, 2011, 124D.10, subd.14.

School Mission Statement

Schoolcraft Learning Community exists to help develop individuals to be self-directed, lifelong learners who have the skills and knowledge to confidently and compassionately navigate in the world.

Authorizer Information



Schoolcraft Learning Community contracted with Volunteers of America (VOA) in June 2011 through 2014. **Main contact:** Stephanie Olsen, Senior Manager of the Charter School Authorizing Program **Address:** VOA-MN Education Center, 924 19th Avenue South, Minneapolis, MN 55404 **Cell:** (612)270-1998 **Email:** solsen@voamn.org

Volunteers of America has been actively involved in monitoring Schoolcraft Learning Community's performance and compliance. We had the privilege of two site visits this year, one in September 2012, and one in April 2013. We are thankful for our long-standing relationship with Stephanie Olsen as she has been very helpful to our school over the course of many years. Her vast experience and knowledge have been very helpful in supporting Schoolcraft's ability to maintain compliance in the very dynamic and complicated charter school environment. She attended our September 2012 board meeting.

School Governance

Schoolcraft continues its commitment to govern and lead with excellence by utilizing the Policy Governance® model for Board Governance. The intention is to provide a clear framework for monitoring progress in meeting expectations for student achievement as established in the Ends Policies. The system has been helpful in providing accountability and communication between the board and administration. The Schoolcraft Learning Community School Board reviews its policies annually, and the School Director presents monitoring reports to the board throughout the school year, with each policy being addressed at least once annually, specifying how the policies are being followed.

The Schoolcraft Learning Community Board currently has 6 members, 4 of which are licensed teachers, following the April 2013 election. Kathleen Preece was re-elected for a 2 year term and Mark Morrissey was newly elected as our parent representative for a 2 year term. Jeff Ueland resigned in November 2012, and Lois Pearson chose not to run for re-election at the end of her term in April. Kathleen Preece was elected Board Chair in December 2012 following Jeff Ueland's resignation, and re-elected to that position in May 2013. Mark Morrissey was elected Board Records Officer in April 2013. The Schoolcraft Board is compliant with statutory board training requirements. The 5 members that are continuing to serve or were re-elected completed their required board training in previous years. The plan is for newly elected board members to complete their board training within the required time frame.

2012-13 Schoolcraft Learning Community Board Members

Name/Contact Info	Occupation/File Folder if applicable	Date Elected/Appointed	Date Seated	Term Ends	Meeting Attendance Rate
Jeff Ueland (Board Chair through 11/12) 9202 Rasperry Ct. NE Bemidji, MN 56601 jeff@schoolcraft.org 218-760-6630	Bemidji State University Associate Professor	04/11	05/11	04/13	80% (4 of 5)
Sara Breeze (Board Records Officer through 4/13) 8525 Waterview Ct. NE Bemidji, MN 56601 sarab@schoolcraft.org 218-586-3335	SLC Teacher (6-8) File#329322	04/12	05/12	04/14	100% (12 of 12)
Jim Conway 4848 Knollwood Dr. NE Bemidji, MN 56601 jim@schoolcraft.org 218-751-7264	SLC Teacher (6-8) File#257579	04/12	05/12	04/14	83.33% (10 of 12)
Stacy Bender-Fayette 3620 Gryce Stine Rd. NE Bemidji, MN 56601 stacy@schoolcraft.org 218-243-2698	SLC Teacher (Technology Integration) File#381011 SLC Parent	04/12	05/12	04/14	91.67% (11 of 12)
Lois Pearson 3024 Sunnyside Rd. NE Bemidji, MN 56601 lois@schoolcraft.org 218-759-0707	SLC Teacher (Title) File#304580 SLC Parent	04/11	05/11	04/13	100% (10 of 10)
Kathleen Preece (Board Chair 12/12 through current) PO Box 3095 Bemidji, MN 56619 kathleen@schoolcraft.org 218-759-7730	Community Member	04/13	05/11	04/15	66.67% (8 of 12)
Sarah Wilson 1710 15 th Street NW Bemidji, MN 56601 sarah@schoolcraft.org 218-368-0576	SLC Teacher (K-1) File#436311	04/12	05/12	04/14	83.33% (10 of 12)
Mark Morrissey (Board Records Officer 5/13) 410 Main Ave. Turtle River, MN 56601 mark@schoolcraft.org 218-209-1707	SLC Parent	04/13	05/13	04/15	100% (2 of 2)

Annual Training Completed by Board Members in 2012-13

Member Name	Type	Date	Location
Sarah Wilson	Board Governance, Finance Matters, & Employment Matters	Aug. 7, 2013	MSBA, Brooklyn Park, MN
All Board Members	Board Goal Setting	July 2012	Bemidji, MN
All Board Members	Financial Update – Audit Information	November 2012	Bemidji, MN
Mark Morrissey, Kathleen Preece, Jim Conway	Mediation Training	June 2013	Bemidji, MN

School Board Goal-Setting

The Schoolcraft School Board discusses school-wide goals annually in July for the upcoming school year, which are approved annually at our August board meeting.

The 2012-13 Board Goals consisted of:

1. Review of Curricular Model
2. Creation of Staff/Teacher evaluations
3. Review of site location for possible moving/expansion

Goals for the 2013-14 school year include:

1. Re-establish the Expeditionary Learning culture as central to Schoolcraft Learning Community. (EL)
2. Create an environment that encourages trust, professionalism and peacemaking for all (Leadership/Crew Building)
3. Explore the Possibility of Re-location of Schoolcraft Learning Community.

School Management

Our director, Scott Anderson, has been a steadfast leader for Schoolcraft Learning Community since our inception in 2000. Director Anderson completed his Masters of Science in Educational Leadership in May 2011, and attained his Administrative License in K-12 Education in October 2011. Rita Poulton, Business Manager, and Shar Paquette, Administrative/Technology Coordinator, have also been with Schoolcraft since 2000. These three, along with Tracy Schoenfelder and Angie Jensen, Office Support, and Shelly Olson, Special Education Paraprofessional, serve as our School Administrative Team.

Inherent in the Expeditionary Learning design is the emphasis on collaborative teaching and learning and creating of a strong school culture. Schoolcraft Learning Community staff members strive to provide this collaborative spirit. Small or large group meetings are held to discuss major decisions, with the final decision responsibility lying with the Director. Director Anderson had an Open Door Policy and encourages staff to approach him with any concerns they may have. The Director is formally evaluated once per year by the Board utilizing staff and Board input, compared to the Director Limitations Policies.

Our classroom teachers were stable during the 2012-13 school year. Staff mobility is indicated on the following tables. Schoolcraft contracts for the following services: Special Education Director, Occupational Therapist, Special Education Evaluative Services, Food Service, Janitorial and Maintenance, French, and Conflict Management.

2012-13 Schoolcraft Learning Community Management/Administrative Team/Support Staff

Name	File#	Assignment	Years Employed by the School	Left During 12/13	Not Returning 13/14
Scott Anderson	304008	Director	13		
Rita Poulton		Business Manager	13		
Shar Paquette	384002	Operations Manager	13		
Tracy Schoenfelder		Office Support	7		
Angie Jenson		Office Support	2		
Michelle Olson		Special Education Para	12		
Carol Weeks		Special Education Para	7		
Michelle Crow		Special Education Para	3		
Jenny Fraley	462589	Special Education Para	1		X
Kellie Lindquist	450193	Special Education Para	2		
Lois Pearson	304580	Title 1	6		
Sara Godding	380432	Title 1	1		
Heather Anderson	459548	Sp. Ed. Para/4 th Math	1		X
Heather Ehli		Special Education Para	1		
Tim Brandt		Special Education Para	.3		X
Kathy Douglas		Special Education Para	1		
Megan Crownholm	468394	Sp. Ed. Para/2-3 rd LT Sub	1		
Emily Williams		Special Education Para	.5		
Craig Cameron		Special Education Para	4		
Lisa Ellis		Special Education Para	1		X
Vanessa Hamilton		Special Education Para	1		X

2012-13 Teaching Faculty Information

Name	File#	Assignment/Subject	Years Employed by the School	Left During 12-13	Not Returning 13-14
Judith Bing	332375	Grades 4-5	13		
Sara Breeze	329322	Grades 6-8 LA	13		
Raschell Collyer	360766	K-3 Special Ed.	7		X
James Conway	257579	Grades 6-8 Science	12		
Marilyn Delaney	380911	Grades 6-8 Math	11		
Nikki Rice	424661	Grade 3	6		X
Shanna Reiners	429632	Grades 2-3	6		
Carla Patch	339681	Grades 2-3	13		
Hilary Phukan	389004	Grades 4-5	13		
Lisa Robinson	398506	K-8 Art	12		
AnnaMae Sovick	415336	Grade 1	5		
Sara Dreyer	298343	5-8 Special Ed.	10		
Sarah Wilson	436311	Grade K	4		
Jason Wiltermuth	422577	K-8 Music	2		
Theora Snyder	439481	K-8 PE	2		
Amanda Bailey	463449	K-8 French	Contracted - 2		
Stacy Bender-Fayette	381011	Tech. Int. Specialist	4		
Linda Simons	305984	Speech Language	7		
Frances VanDorn	324186	Orchestra	10		
Sharleen Zeman-Sperle	400256	Conflict Management	Contracted - 1		
Kristi Garbow	337711	4-5 Special Ed.	5		

School Admissions and Enrollment

Schoolcraft Learning Community had relatively consistent student enrollment for the 2012-13 school year, beginning our year with 197 enrolled students, and ending our year with 189. We maintained waiting lists for every grade levels except grade 7, which was exhausted during the school year. We had a total of 27 students drop at the end of the 2011-12 school year, and added 46 New for the start of 2012-13. Our projected enrollment for 2013-14 is 185 students, and we currently have a waiting list at every grade level. Applications for admission are continually submitted throughout the year resulting in names being continually added to our waiting list. This process shows a continued need for the type of educational learning opportunities that Schoolcraft Learning Community is offering.

Schoolcraft Learning Community's admission's process begins with the completion of an application, which is usually completed online through our website, but can also be completed using a paper application requested from the school. Once the application is received by the school, student names/grades are added to the interest list for a particular year if prior to the occurrence of the annual lottery in February, or to the bottom of the waiting list if received post-lottery. Priority for classroom placement is given to siblings of currently enrolled students and children of Schoolcraft staff. The February lottery process establishes the waiting list order for the upcoming school year, and student openings are filled from this waiting list. Once a student opening is offered and accepted, further information is gathered on the enrollment form to complete the enrollment process. Scans of the application and enrollment forms are included in the appendices.

Student Enrollment Trends

School Year	K	1	2	3	4	5	6	7	8	Student Retention Rates
2009-10	18	35	18	19	17	18	19	16	16	96%
2010-11	18	18	33	19	19	18	20	15	14	95%
2011-12	20	20	20	30	20	20	21	11	17	96%
2012-13	18	36	20	20	30	16	22	17	14	86%
2013-14 est.	18	19	19	19	19	27	17	16	16	

Academic Program/School Performance

Schoolcraft Learning Community contracts with Expeditionary Learning Schools (EL) to provide in-service training to our staff around developing curriculum that is engaging, in-depth, while imbedding Minnesota Graduation standards into our expeditions. We have been an EL school since we began in 2000. Expeditions are in-depth investigations into a topic or a learning area. They incorporate ideas and learning goals from as many of the subject areas as possible, knowing that the more you can associate one with another, the better the understanding and retention of knowledge. The expeditions aim to encourage student participation in the developmental process, as well as for student proficiency in the topics studied.

Spring MAP scores, including specific learning strands identified by NWEA, and MCA test results will be reviewed at individual grade level meetings toward the beginning of the upcoming school year. Student academic goals will be established as a result of these scores.

As we engage our students' learning through expeditions, we are required to teach our students a level of proficiency according to the expectations of the Minnesota Department of Education. Our students partake in Fall NWEA MAP testing to help establish quality baselines to enable teachers to address specific educational learning targets for each student. We then retake the same NWEA MAP tests in the Spring to assess growth across time. Our Spring MAP scores in Reading showed 53% of our students meeting RIT growth goals overall. Our Spring MAP scores in Math showed 47% of our students meeting RIT growth goals overall. The following table is from our VOA Accountability Plan through 2014, showing our rubric placement being "3" in Reading and "2" in Math based on these percentages. Our target MCA Reading goal of 85% was not met as we achieved a school-wide score of 63%. Our school-wide MCA Math score of 64% fell short of our 85% goal.

Following our 2012-13 Board Directed School Goals, professional development opportunities were created throughout the year utilizing our Expeditionary Learning School Designer and EL Resources. Specific dates and topics included, but were not limited to, Expeditionary Learning Goal Setting, June 4-5, 2013, Curriculum Design/Scope & Sequence, February 25, 2013, and Expedition Planning, August 28-31, 2012. In addition, teacher/staff evaluations and our curriculum model (EL) were re-evaluated by committees that met frequently throughout the school year. As a result, a new evaluation process was created/piloted in the spring of 2013, with a plan for full implementation in the 2013-14 school year. Our staff also had professional development opportunities based on review of MCA test data and how to utilize resources available to them on February 21, 2013.

Our school is also planning to increase the amount of Expeditionary Learning Professional Development opportunities for our staff during the 2013-14 school year per our Board Directed School Goals for 2013-14.

NWEA MAP Rubric Spring 2013

Indicator	4	3	2	1
NWEA MAP in Reading Percent meeting RIT growth goal	More than 65% (ranked in 1 st quartile)	50-65% (ranked in 2 nd quartile)	40-49% (ranked in 3 rd quartile)	Less than 40% (ranked in 4 th quartile)
NWEA MAP in Math Percent meeting RIT growth goal	More than 65% (ranked in 1 st quartile)	50-65% (ranked in 2 nd quartile)	40-49% (ranked in 3 rd quartile)	Less than 40% (ranked in 4 th quartile)

The following information is taken from our 2013 Spring MCA Testing Events at Schoolcraft Learning Community.

Percent Meeting or Exceeding on MCA III Reading 2012-13 School Year

Grade Level	# Students Tested	Percent Meeting	Percent Exceeding
3	19	42	5
4	29	31	10
5	17	29	17
6	21	28	33
7	16	43	30
8	13	69	30
Overall	115	63% Meeting or Exceeding	

Percent Meeting or Exceeding on MCA III Math 2012-13 School Year

Grade Level	# Students Tested	Percent Meeting	Percent Exceeding
3	19	47	11
4	29	39	21
5	17	53	7
6	21	38	24
7	16	50	13
8	13	23	54
Overall		64% Meeting or Exceeding	

Percent Growth on MCA III Reading 2012-13 School Year – info not available by deadline for submission

	# Students	% In Each Category
% Not Proficient Showing High Growth		
% Not. Proficient Showing Medium Growth		
% Not Proficient Showing Low Growth		
% Proficient Showing High Growth		
% Proficient Showing Medium Growth		
% Proficient Showing Low Growth		
Total		

Percent Growth on MCA III Math 2012-13 School Year– info not available by deadline for submission

	# Students	% In Each Category
% Not Proficient Showing High Growth		
% Not. Proficient Showing Medium Growth		
% Not Proficient Showing Low Growth		
% Proficient Showing High Growth		
% Proficient Showing Medium Growth		
% Proficient Showing Low Growth		
Total		

School Climate

Schoolcraft Learning Community consistently has good parental involvement on a weekly basis, but especially for special events, such as our Fall Festival, WinterFest, Open Mic Event, and Annual Summer Potluck. We have excellent parental involvement in parent-teacher conferences held twice per year, with the overall percentage for both across grade levels being 90%. Each grade level usually hosts two “Celebrations of Learning” each year which averaged approximately 75% family attendance. Schoolcraft holds 2 public concerts per year, featuring our choirs, orchestras, and French program, at which we average 400+ people in attendance per concert. These concerts are open to the public, and advertised in the wider Bemidji community.

We conducted a parent survey in the Spring 2012 which had 91 responses out of 144 families, a 63% response rate. Each area was rated in effectiveness from 1 to 5, with 5 being the most effective. Relevant data is as follows:

- From the Student’s Perspective
 - 98.3% of responses rated Schoolcraft’s culture and feeling of safety at 3 or above, with an overall average rating of 4.55.
- Regarding Schoolcraft’s academics and philosophy
 - 98.5% of responses rated Schoolcraft’s academic effectiveness and the importance and personal knowledge of our learning philosophy (EL) as a 3 or above, with an overall rating of 4.45.
- Regarding Schoolcraft’s curriculum
 - 97.5% of responses rated Schoolcraft’s curriculum areas at a 3 or above in satisfaction, with an overall average rating of 4.5.

Finances

- **FY 13 Financial Status**

Schoolcraft Learning Community finished the fiscal year of 2012-13 with a fund balance of \$729,875. This figure is 41.5% of our operating budget, which allowed us to avoid the issue of borrowing additional funds to survive the statewide 40% withholding to the public schools. Like all schools, we kept a sharp eye on overall expenditures to maintain a positive cash balance throughout the school year. Our July 2013 audit by Miller McDonald, Inc. found no material weaknesses or findings and Schoolcraft did receive both VOA's Finance Award and the Minnesota Department of Education Finance Award for our attention to financial reporting and the success of our audit. Our school maintains a finance committee made up of staff/parents/board members that provide financial recommendations to the school director. Financial updates/statements are given to the Board during each monthly Board meeting. Schoolcraft Learning Community is in solid financial condition.

- **The following documents are included in the appendices:**

FY 13 Overview; Financial Policy and Procedures; 2013 School Finance Award letter; 2013 Volunteers of America Finance Award; FY 13 Budget; and UFARS audit information. Our current policies, bylaws and budgetary information are posted on our website, www.schoolcraft.org. State mandated school board training will be completed by all current board members in the required time frame.

Innovative Practices and 2012-13 Awards

- **Awards**

Schoolcraft Learning Community received both the MDE and the VOA Finance Awards during the 2012-13 school year. Schoolcraft Learning Community also received the VOA Board Governance Award, and was labeled a Minnesota Reward School for the second year in a row.

- **Technology**

Schoolcraft Learning Community continued year two of our 1:1 iPad Program in our Middle School during the 2012-13 school year. Our students also had exposure to the use of GPS Units, iPods, MacBooks, Cameras, Recording Equipment, Skype, Voice Thread, iPhoto, iMovie, and many other resources.

- **Engaging Expeditions**

Each year, the learning expeditions have become more rich in integrating academic content from various disciplines. From food to ancient civilizations, from Lewis & Clark to our local Heritage and Geology, to What Makes a Schoolcrafter to the Civil War, the expeditions engage the students in active learning. Our teaching staff develops expeditions based upon their passions and the passions of their students, embedding the Minnesota Graduation Standards within, while creating an in-depth study in which students can immerse themselves.

- **Service Learning and Community Involvement**

Crews at each grade level have service learning embedded into their expeditions. For example, the Schoolcraft 8th grade crew made blankets and delivered them to the hospital in support of newborns and the Beltrami Child Abuse Prevention program in Bemidji. Our Green Team (an after school group) spearheaded a school-wide recycling program. Our Peacemaker Club (another after school club) created an Anti-Bullying dialogue and shared their information on a local radio station. Our 6-8th students had the

opportunity to write poetry and visit with elders at a local Nursing Care Facility. Members of our Orchestras share their music at area clinics and hospital during the Christmas season. Our staff, during our first staff day of the school year, had the opportunity to serve area businesses/non-profits in many ways, from painting and pulling weeds, to trail clearing and cleaning.

- **Foreign Language and Conflict Management**

Schoolcraft offers French and Conflict Management at every grade level, K-8. Schoolcraft Learning Community believes that early and continued language learning is very beneficial. In addition to weekly French times, we offer immersion opportunities through special events and French lunch times. Schoolcraft also initiated a French Enrichment Program for those students who wanted to more aggressively learn the language. Conflict management skills are some of the hardest skills any person must learn, and we believe that teaching these skills to all of our students at every grade level helps prepare them to be good community members, both presently and in the future. We enhance these skills in the upper grades through access to the “Peacemakers”, the “STAR Team”, and “Peer Mediation” opportunities.

- **Music Enrichment programs**

Schoolcraft offers orchestra and choir instruction to any interested students in grades K-8 and piano instruction to all K-1 students. This helps foster the love of music at an early age. We also incorporate extra experiential music time for the K-1 crews at various times throughout the year.

- **Portfolio Presentations**

Students are required to “show what they know” through formal portfolio presentations in front of a meaningful audience. These presentations are considered “required” for passing grades 5 and 8 and have been credited with helping prepare the students for public speaking opportunities in their future.

- **Special Education Inclusion**

We have a strong belief in the importance of inclusion of special needs students within the classroom environment. We provide additional support in the classroom whenever possible, with pull-out sessions only when warranted. This enhances the student’s feeling of community within his/her class.

- **Wellness Policies**

We recognize that a student who feels safe and connected to their school and is properly nourished and healthy has a greater chance of attending school on a regular basis, performing better in the classroom, and becoming a functioning member of the school-community. This year we again surveyed our students with the Olweus bullying surveys to determine our school climate and feelings of safety for each student. We will analyze the results and make appropriate changes in the upcoming school year and conflict management curriculum. We continue to offer breakfast to every student and high quality lunches within our hot lunch program.

- **Expeditionary Learning**

Schoolcraft has contracted with the Expeditionary Learning since our inception. The design principles and the core practices, along with the support for our curriculum building/design and staff training, is integral to what makes Schoolcraft special. School culture is modeled and developed through our knowledge of Expeditionary Learning.

- **Small Class Sizes/Small Caring Community**

Schoolcraft boasts a student to adult ratio of 7:1, with most crews being at 19 or less, which enhances student learning through smaller, less chaotic learning environments. Our 2012-13 student population was 192. This created an environment where one could know every student's name. In addition, each student is encouraged to have at least one adult that they can confide in. In all past surveys, both staff and community based, our caring community atmosphere is referenced as one of our greatest strengths. Our lunches are served family style, and our entire school eats together in mixed ages to help foster the relational aspect of our community. Staff meets students as they get off of the bus in the morning, and again before they leave on the buses at the end of the day. Students eat breakfast every day with their crew, giving students time to connect with their peers and the adults in their classroom in a more informal setting. Crews have "circle time" every morning with their crews for 20 minutes, a time to connect, share, regroup, and get ready for a successful day at school.

Program Challenges

- **Moving**

A challenge that the school has always had is the necessity to move in (every fall) and out (every spring) of the Concordia Language Villages (CLV) buildings. The setting is so conducive to the learning atmosphere staff members want to create. However, the impact of moving on students and staff is significant. Each spring, all classroom items are packed in semi-trailers, which are stored over the summer at a location inaccessible to staff. Teachers spend considerable instruction time packing and unpacking school items. Many expendable items that could be used from year to year are discarded because of the likelihood that they would be damaged on the semi-trailer. Indeed, many items are damaged during the move and storage. Another major challenge with the move is that the administrative offices need to tear down and set up their offices twice per year. A permanent administrative space would be a definite benefit.

- **Space**

Schoolcraft does continually struggle with space issues. We do not have gymnasium facilities to use for Physical Education, and use our cafeteria space for Physical Education during inclement weather. This means we spend significant staff time setting and re-setting the cafeteria space depending on who is using the space. We also quite often struggle with teaching/activity space. Creativity and flexibility are highly valued commodities in handling these challenges.

- **Special Education**

20% of our students received Special Education services during the 2012-13 school year. We continue to work on identifying ways to meet our students' needs within the classroom setting if at all possible, as Expeditionary Learning is easier to grasp if the students are in class.

- **High Poverty Levels**

57% of our students were eligible for free and reduced lunches during the 2012-13 school year.

- **Time Constraints**

We are challenged by a shortened school day due to our location and the logistics of our busing arrangements with ISD #31. We are also challenged by a potentially shorter school year than our local district due to our lease arrangement with Concordia Language Villages. This does limit the total number of student contact days that we are able to have, as we are not allowed to hold school if busing is not made available to our students.

- **Technology**

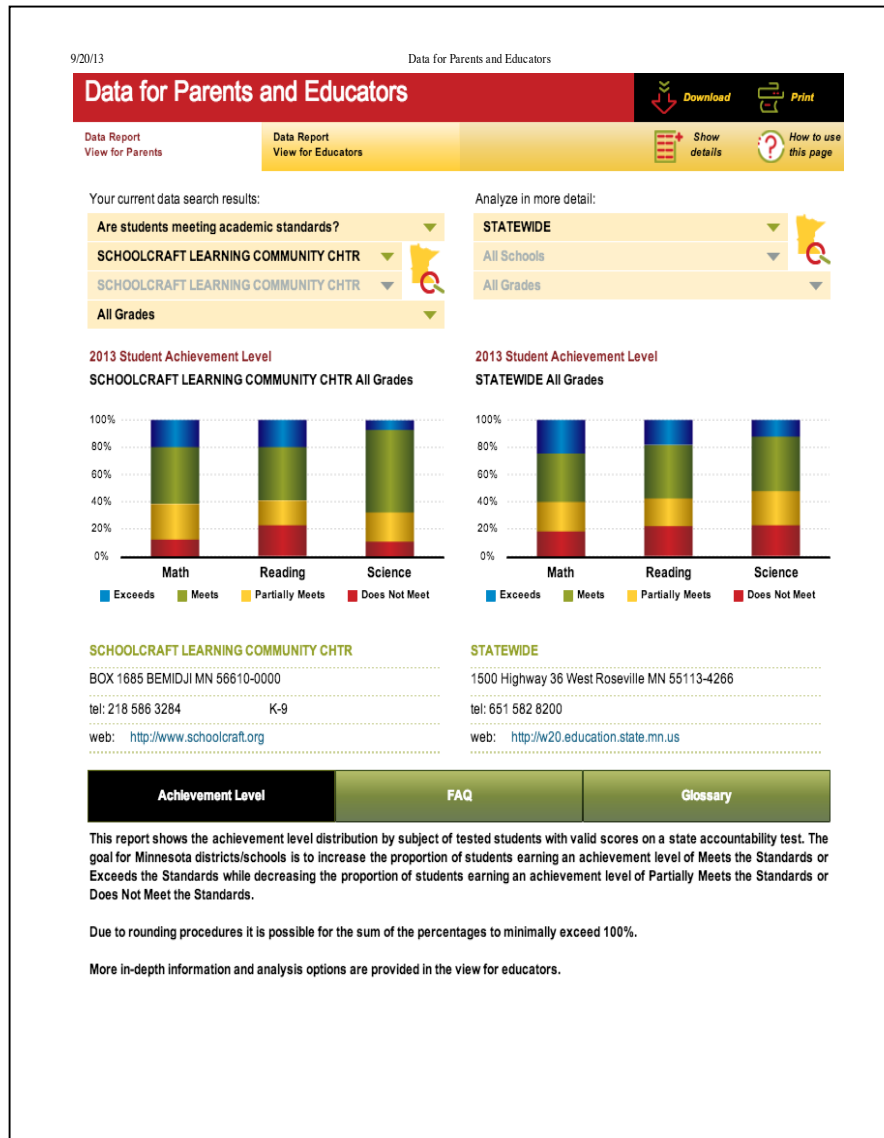
Challenges in technology range from networking issues tied to our location, to creating an equipment replacement cycle and plan for future years. We purchased so much new equipment with the E2T2 grant monies, but will need to fix and/or replace equipment according to this plan. With state budget cuts, the amount of money needed for replacements/repairs may not be available.

Future Plans

Board goals for the upcoming 2013-14 school year include Re-establishing the Expeditionary Learning culture as central to Schoolcraft; Creating an environment that encourages trust, professionalism and peacemaking for all (Leadership/Crew Building); and Exploring the possibility of re-location of Schoolcraft Learning Community.

Page 2 of 2

- MCA Results



Working Budget

Schoolcraft Learning Community Working Budget Fiscal Year 2013-14			
	FY 13 budget	approved FY 14 budget	revised 8-20-13 FY 14 budget
	190 students	185 students	185 students
Revenue			
Gen Ed	\$1,258,662	\$1,291,051	\$1,259,534
Literacy Aid	\$19,392	\$19,392	\$16,755
Lease Aid	\$178,200	\$183,150	\$183,150
Title I, II, V	\$44,559	\$44,569	\$44,569
tech fees	\$2,424	\$2,424	\$2,424
Title II	\$6,367	\$5,858	\$5,858
Spec Ed Fed	\$35,541	\$35,541	\$35,541
Spec ed State	\$435,727	\$433,874	\$525,177
interest/other	\$100	\$100	\$100
REAP grant	\$22,299	\$18,038	\$18,038
donations	\$2,700	\$2,700	\$2,700
Total	\$2,122,771	\$2,156,417	\$2,093,846
Expenses	2or3% inc	2% or \$750	3% sal inc
Brd trng	\$4,000	\$4,000	\$4,000
site planning			\$5,000 *
Sponsor cost	\$15,000	\$16,000	\$16,000
Admin Sal & Benefit	\$198,132	\$201,786	\$215,146 *
moving/summer exp	\$9,000	\$9,000	\$9,000
phone/postage etc	\$10,000	\$10,000	\$10,000
Tchr Sal + Benefits	\$529,657	\$535,101	\$549,215 *
Spec Ed	\$462,948	\$436,038	\$522,341 *
Special Ed Consult	\$38,377	\$38,377	\$38,377
Specialists	\$139,063	\$142,174	\$143,360 *
Title 1 401	\$67,810	\$63,246	\$58,529 *
Tech support	\$30,388	\$30,996	\$31,300 *
Conflict Manag	\$22,700	\$15,000	\$15,000
Subs	\$27,250	\$30,000	\$30,000
Instructional Supplie	\$26,500	\$30,000	\$30,000
Art & Music supplie	\$3,750	\$3,750	\$3,750
Technology	\$15,424	\$15,424	\$15,424
Field Work	\$14,000	\$17,000	\$17,000
Facilities	\$198,000	\$203,500	\$203,500
Utili & Maint	\$80,000	\$82,800	\$82,800
Consultants	\$8,875	\$8,875	\$8,875
Classroom spec/gu	\$4,000	\$4,000	\$4,000
Health	\$3,000	\$3,000	\$3,000
Insurance Liability	\$16,785	\$19,400	\$22,723
Work Comp	\$8,925	\$8,925	\$8,925
audit	\$8,175	\$8,585	\$8,585
Memberships	\$6,000	\$6,000	\$6,000
Software fee	\$9,500	\$9,500	\$9,500
Web site/Newspape	\$1,040	\$1,040	\$1,040
Staff Dvlp Travel	\$6,000	\$10,000	\$10,000
ELOB	\$9,500	\$25,000	\$20,000 *
furniture replaceme	\$6,000	\$6,000	\$6,000
Tran to Food Service			\$20,787
Total	\$1,969,799	\$1,994,517	\$2,129,177 *
Rev/Expenses	\$15,891	\$21,393	(\$35,331) *
Carry over fund balance to fy14			35,331 *
* Increase salaries to 3%, admin time, site development time, ELOB			
Food Service Fund 02			
Revenue: Lunch	\$79,800	\$81,795	\$81,795
Breakfast	\$37,000	\$37,925	\$37,925
Tran from Gen Ed			\$20,787 \$140,507
Expense: Lunch	\$95,018	\$97,393	\$97,393
Breakfast	\$42,063	\$43,114	\$43,114 \$140,507

- UFARS information

08/07/13		UNIFORM FINANCIAL ACCOUNTING AND REPORTING STANDARDS		COMO
		COMPLIANCE REPORT		DATA AS O
		AUDITED UFARS DATA SUBMITTED		
DISTRICT: 4058-07 SCHOOLCRAFT LEARNING COMMUNITY C06/30/13				
01 GENERAL FUND		06 BUILDING CONSTRUCTION		
TOTAL REVENUE	2,095,756	TOTAL REVENUE		
TOTAL EXPENDITURES	2,035,930	TOTAL EXPENDITURES		
NON SPENDABLE:		NON SPENDABLE		
460 NON SPENDABLE FUND BALANCE	3,671	460 NON SPENDABLE FUND BALANCE		
RESTRICTED/RESERVE:		RESTRICTED/RESERVE:		
403 STAFF DEVELOPMENT		407 CAPITAL PROJECTS LEVY		
405 DEFERRED MAINTENANCE		409 ALTERNATIVE FAC. PROGRAM		
406 HEALTH & SAFETY		413 PROJECTS FUNDED BY COP		
407 CAPITAL PROJECTS LEVY		RESTRICTED:		
408 COOPERATIVE REVENUE		464 RESTRICTED FUND BALANCE		
414 OPERATING DEBT		UNASSIGNED:		
416 LEVY REDUCTION		463 UNASSIGNED FUND BALANCE		
417 TACONITE BUILDING MAINT				
423 CERTAIN TEACHER PROGRAMS		07 DEBT SERVICE		
424 OPERATING CAPITAL				
426 \$25 TACONITE		TOTAL REVENUE		
427 DISABLED ACCESSIBILITY		TOTAL EXPENDITURES		
428 LEARNING & DEVELOPMENT		NON SPENDABLE		
434 AREA LEARNING CENTER		460 NON SPENDABLE FUND BALANCE		
435 CONTRACTED ALT. PROGRAMS		RESTRICTED/RESERVE:		
436 ST. APPROVED ALT. PROGRAM		425 BOND REFUNDINGS		
438 GIFTED & TALENT		451 Q2AB PAYMENTS		
441 BASIC SKILLS PROGRAMS		RESTRICTED:		
445 CAREER & TECH PROGRAMS		464 RESTRICTED FUND BALANCE		
449 SAFE SCHOOLS LEVY		UNASSIGNED:		
450 PREKINDERGARTEN		463 UNASSIGNED FUND BALANCE		
451 Q2AB PAYMENTS				
452 OPEB LIAB NOT IN TRUST		08 TRUST		
453 UNFNDED SEV & RETIREMT LEVY				
RESTRICTED:		TOTAL REVENUE		
464 RESTRICTED FUND BALANCE		TOTAL EXPENDITURES		
COMMITTED:		422 NET ASSETS		
418 COMMITTED FOR SEPARATION				
461 COMMITTED FUND BALANCE		20 INTERNAL SERVICE		
ASSIGNED:				
462 ASSIGNED FUND BALANCE	16,000	TOTAL REVENUE		
UNASSIGNED:		TOTAL EXPENDITURES		
422 UNASSIGNED FUND BALANCE	704,717	422 NET ASSETS		
02 FOOD SERVICE		25 OPEB REVOCABLE TRUST FUND		
TOTAL REVENUE	126,047	TOTAL REVENUE		
TOTAL EXPENDITURES	143,832	TOTAL EXPENDITURES		
NON SPENDABLE:		422 NET ASSETS		
460 NON SPENDABLE FUND BALANCE				
RESTRICTED/RESERVE:		45 OPEB IRREVOCABLE TRUST FUND		
452 OPEB LIAB NOT IN TRUST				
RESERVE:		TOTAL REVENUE		
464 RESTRICTED FUND BALANCE	1,963	TOTAL EXPENDITURES		
UNASSIGNED:		422 NET ASSETS		
463 UNASSIGNED FUND BALANCE				
		47 OPEB DEBT SERVICE FUND		
04 COMMUNITY SERVICE				
		TOTAL REVENUE		
TOTAL REVENUE		TOTAL EXPENDITURES		
TOTAL EXPENDITURES		NON SPENDABLE:		
NON SPENDABLE:		460 NON SPENDABLE FUND BALANCE		
460 NON SPENDABLE FUND BALANCE		RESTRICTED:		
RESTRICTED/RESERVE:		425 BOND REFUNDINGS		
426 \$25 TACONITE		464 RESTRICTED FUND BALANCE		
431 COMMUNITY EDUCATION		UNASSIGNED:		
432 E.C.F.E		463 UNASSIGNED FUND BALANCE		
444 SCHOOL READINESS				
447 ADULT BASIC EDUCATION				
452 OPEB LIAB NOT IN TRUST				
RESTRICTED:				
464 RESTRICTED FUND BALANCE				
UNASSIGNED:				
463 UNASSIGNED FUND BALANCE				
1) FUND BALANCE				
2) EXPENDITURES				
3) SOD CALCULATION (1 / 2)				

FY12 Expenditure Matrix

Schoolcraft Learning Community Expenditures / Budget FY13 July 1, 2012 - June 30, 2013				
	Budget	YTD expens	YTD %	audited data
Admin/Board & Director			%	06.30.2013
Salaries	\$59,075	\$59,075	100%	100% fiscal yr
Benefits	\$15,926	\$15,457	97%	100% schl yr
Train/Sponsor	\$19,000	\$18,496	97%	
TOTAL	\$94,000	\$93,028	99%	
District Support				
Salaries	\$94,410	\$94,905	101%	
Benefits	\$21,207	\$21,118	100%	
tele.post.srv	\$28,350	\$29,655	105%	
Supplies	\$3,800	\$3,783	100%	
interest/equip	\$1,000	\$863	86%	
memberships	\$12,900	\$12,854	100%	
TOTAL	\$161,667	\$163,178	101%	
Ed Instruction				
Salaries	\$614,938	\$615,149	100%	
Benefits	\$160,760	\$159,710	99%	
consultants	\$84,434	\$83,296	99%	*includes fieldwork
Supplies	\$29,201	\$29,633	101%	
equipment	\$21,224	\$35,276	166%	new computers
memberships	\$0	\$0	0%	
TOTAL	\$910,558	\$923,065	101%	
Special Ed Inst				
Salaries	\$361,724	\$361,724	100%	
Benefits	\$107,437	\$112,258	104%	
consultants	\$59,608	\$62,051	104%	
Supplies	\$2,092	\$2,092	0%	
equipment	\$0	\$0	0%	
TOTAL	\$530,861	\$538,125	101%	
Staff Development	\$8,937	\$8,949	100%	
Health Services	\$5,280	\$5,228	99%	
Building site	\$289,000	\$287,223	99%	
Property Insur	\$17,135	\$17,133	100%	
tran fo FNS	\$0	\$16,835	0%	
All General Fund To	\$2,017,438	\$2,052,765	102%	
Food Service				
Contracted	\$137,081	\$143,832	105%	
All Total	2,154,519	2,196,597	102%	\$ 2,196,597
Revenue	2,199,666	2,243,379	102%	\$2,243,379
Revenue over Expenditures Actual				\$46,782

- Balance Sheet Accounts


Page 1 of 1
9/18/2013
11:33:12

Schoolcraft Learning Community
Balance Sheet Accounts
Period Ending Jun 30, 2013

Sequence: Fd, Org, Pro, Fin, OIS, Crs

L	Fd	Org	Pro	Fin	OIS	Crs	Class	Sub	District	Account Description	Starting Balance	Activity	Ending Balance
B	01	101	000				100	00	RiverWood	checking acct	30,558.30	(14,933.62)	16,024.68
B	01	101	002				100	00	Security State Bank	money market	1,052.68	0.66	1,053.34
B	01	101	003				100	00	RiverWood	Money Market	2,505.39	70,485.07	72,990.46
B	01	101	004				100	00	8th grade	Trip Acct	70,176.44	(1,540.48)	100.21
B	01	101	005				100	00	RiverWood	CD	1,549.69	200,148.66	201,698.35
B	01	104	002				100	00	Security State Bank	CD	1,036.50	342,625.75	343,662.25
B	01	105	000				100	00	Accounts Receivable		672,940.46	4,740.66	677,681.12
B	01	122	000				100	00	Due Fin Fed-MN	CFL	5,880.00	(2,209.50)	3,670.50
B	01	131	000				100	00	Prepaid Expenses/Deposits		(61,245.93)	(6,971.89)	(68,217.82)
B	01	201	000				200	00	Salaries Payable		(13,888.78)	6,415.97	(7,472.81)
B	01	206	000				200	00	Other Accts Payable		(2,672.99)	(352.89)	(3,025.88)
B	01	215	001				200	00	Payroll Taxes Withheld		(10,630.42)	(3,373.86)	(14,004.28)
B	01	215	002				200	00	FICA Payroll Taxes Withheld		(8,670.42)	(1,114.02)	(9,784.44)
B	01	215	003				200	00	TRF Deductions Withheld		(6,030.00)	(635.00)	(6,665.00)
B	01	215	004				200	00	PERA Deductions Withheld		(41.99)	(1,344.39)	(1,386.38)
B	01	215	005				200	00	ACSB W/H Payable		(870,116.69)	8,791.00	(861,325.69)
B	01	215	006				200	00	Health Insurance		(5,000.00)	(3,971.00)	(8,971.00)
B	01	215	007				200	00	Unreserved Fund Balance		(5,000.00)	(16,000.00)	(21,000.00)
B	01	422	000				400	00	Assigned Fund Bal Tech replacement		47,731.85	47,731.85	95,463.70
B	01	462	000				400	00	Flood Nur Other Acct Rec		2,912.95	1,993.07	4,906.02
B	02	115	000				100	00	Restricted Fund Balance		(2,912.95)	(2,912.95)	(5,825.90)
B	02	464	000				400	00	Equipment		224,434.95	(949.88)	242,194.00
B	08	143	000				100	00	Accum Dep On Equip		(93,917.67)	28,461.16	(65,456.51)
B	08	173	000				100	00	Net Investment in Fixed Assets		(130,517.28)	8,701.31	(121,815.97)
B	98	420	000				400	00			(0.00)	(0.00)	(0.00)
									Report Totals:		46,781.97	46,781.97	

Non-Profit Status



STATE OF MINNESOTA
OFFICE OF THE ATTORNEY GENERAL

LORI SWANSON
ATTORNEY GENERAL

January 28, 2013

SUITE 1200
445 MINNESOTA STREET
ST. PAUL, MN 55101-2130
TELEPHONE: (651) 296-9412

SCHOOLCRAFT LEARNING COMMUNITY
PO BOX 1685
BEMIDJI, MN 56619-

FOR FISCAL YEAR ENDING: 6/30/2012

Dear Sir or Madam:


This Office has received the IRS return and filing fee which was recently filed on behalf of SCHOOLCRAFT LEARNING COMMUNITY. The organization's registration has been continued pursuant to Minnesota Statutes chapter 501B.33-45, the Supervision of Charitable Trusts and Trustees Act.

We wish to remind you that registration is not an endorsement of the organization and that Minnesota law prohibits any person from misrepresenting the meaning of registration.

Certain organizations may require evidence of registration with this Office, so we suggest that you **retain this letter in your files**.


The organization's next IRS return and filing fee will be due on or before the 15th day of the fifth month after the close of the organization's fiscal year end.

Sincerely,

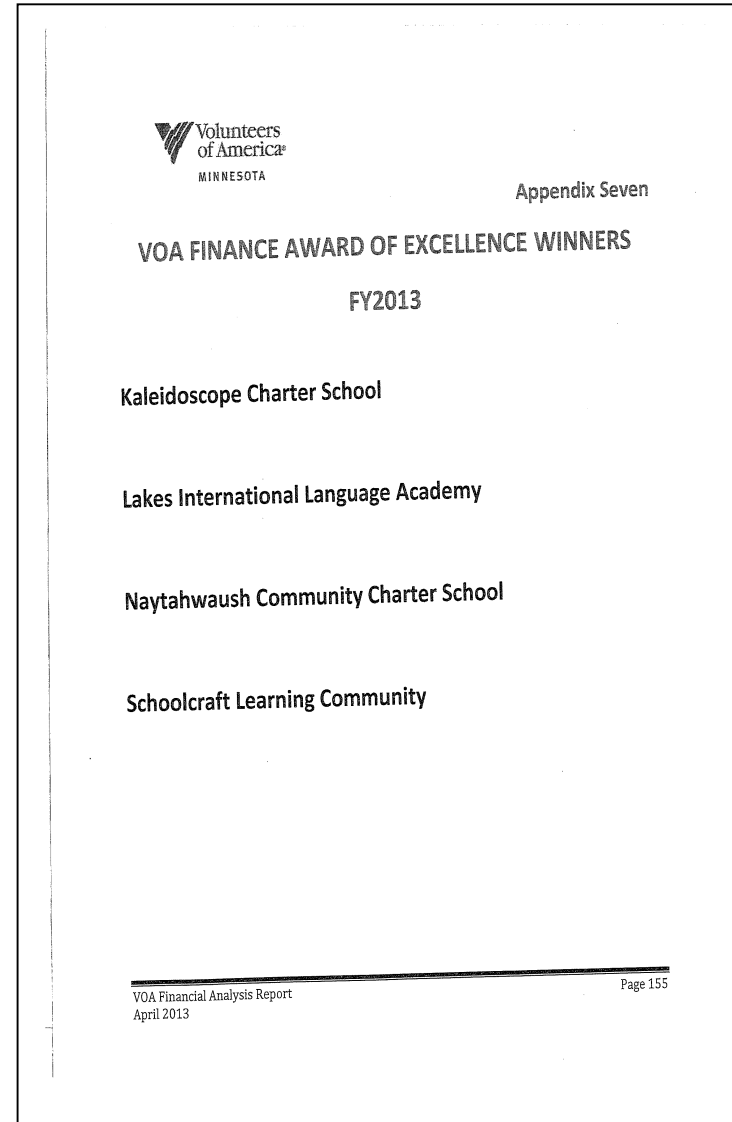

CHERYL BOE
Legal Assistant

(651) 757-1414 (Voice)
(651) 296-7438 (Fax)

EIN: 411962483
cc:

TTY: (651) 296-1410 • Toll Free Lines: (800) 657-3787 (Voice), (800) 366-4812 (TTY) • www.ag.state.mn.us
An Equal Opportunity Employer Who Values Diversity  Printed on 50% recycled paper (15% post consumer content)

- School Finance Awards MDE and VOA



School Application Form



Schoolcraft Learning Community

PO Box 1685 * Bemidji, MN 56619 * www.schoolcraft.org * learn@schoolcraft.org
(218)586-3284; fax (218)586-3285
Curiosity Compassion Creativity

Instructions: Complete this form (one per family) and send it to Schoolcraft Learning Community, PO Box 1685, Bemidji, MN 56619. Use the back of this form for additional children or to provide expanded comments as needed.

Last Name: _____ Today's Date: _____
Number of children applying for Schoolcraft admission: _____
First Name(s) of Parent(s) or Guardian(s): _____
Mailing Address: _____
City: _____ ZIP: _____ School District: _____
Phone (Day): _____ (Evening): _____ Township: _____
E-mail Address: _____ School Year Applying For: _____

Student Name _____

Grade in application year _____

If Kindergarten, is birthdate on or before September 1 of application year? ____ Yes ____ No

Student Name _____

Grade in application year _____

If Kindergarten, is birthdate on or before September 1 of application year? ____ Yes ____ No

Student Name _____

Grade in application year _____

If Kindergarten, is birthdate on or before September 1 of application year? ____ Yes ____ No

Schoolcraft is an Equal Opportunity Employer and Educator and we welcome applications from all persons without regard to race, religion, gender, sexual orientation, and intellectual, artistic, or physical ability. According to Minnesota Charter School law, a lottery to establish waiting list order from which openings at each grade level are filled will be held each February for the following school year. Siblings of currently enrolled students are given preference in the waiting list order to keep families together whenever possible. Turtle River Township families are given preference per Minnesota Statute 124D.10.Subd.9. You can visit our website at www.schoolcraft.org for further details.

Enrollment Form



Schoolcraft Learning Community

PO Box 1685 * Bemidji, MN 56619 * www.schoolcraft.org * learn@schoolcraft.org
(218)586-3284; fax (218)586-3285
Curiosity Compassion Creativity

Instructions: This form is to be completed after students are accepted into Schoolcraft Learning Community. Complete this form and return it to the Schoolcraft Learning Community office. Use the back of this form for additional children or to provide expanded comments as needed.

Student First Name: _____ Student Last Name: _____
Middle Name: _____ Student Date of Birth: _____
Name(s) of Parent(s) or Guardian(s): _____
Mailing Address: _____
City: _____ ZIP: _____ School Transferring from: _____
Phone (Day): _____ (Evening): _____ Cell phone: _____
E-mail Address: _____ Does this student have special needs? _____

Anything else you would like to share with us as we start our learning journey together? _____

Please complete this if you are enrolling more than one child in Schoolcraft Learning Community. Thank you!

Student First Name: _____ Student Last Name: _____
Middle Name: _____ Student Date of Birth: _____
School Transferring from: _____ Does this student have special needs? _____

Anything else you would like to share with us as we start our learning journey together? _____

Student First Name: _____ Student Last Name: _____
Middle Name: _____ Student Date of Birth: _____
School Transferring from: _____ Does this student have special needs? _____

Anything else you would like to share with us as we start our learning journey together? _____

Schoolcraft is an Equal Opportunity Employer and Educator and we welcome applications from all persons without regard to race, religion, gender, sexual orientation, and intellectual, artistic, or physical ability. You can visit our website at www.schoolcraft.org for further details.