



Schoolcraft Learning Community

An Expeditionary Learning™ Public Charter School

Annual Report
September 16, 2014
Table of Contents

Introduction.....	3
School Mission Statement.....	3
Authorizer Information.....	3
School Governance.....	4
Board Members List.....	5
Annual Board Training Completed.....	6
School Board Goal Setting.....	6
School Management.....	7
Staffing/Teaching Faculty Information.....	8-9
School Admissions and Enrollment.....	10
Academic Program/School Performance.....	11-15
School Climate.....	16
Finances.....	17
Innovative Practices.....	18-20
Program Challenges.....	21-22
Future Plans.....	22
Appendices.....	23
NWEA Results.....	
MCA Results.....	
Budget.....	
UFARS/FY 12 Expenditure Matrix.....	
Balance Sheet/Non-Profit Status.....	
School Finance Awards MDE and VOA.....	
School Application Form and Enrollment Form.....	

Introduction

Schoolcraft Learning Community was awarded its first charter from the state of MN in April 2000. We opened our doors to those we serve in September 2000, offering an alternative education style to 150 students. Schoolcraft Learning Community is based on a shared conviction that enthusiasm and rigor are compatible and that students learn best in small group settings emphasizing individualized instruction, project orientation, and teamwork. We believe that local environment, culture, and history provide a bridge to global perspectives, a rich source of experiences and material, and that students should be encouraged to become significant contributors to their community. During the 2013-14 school year, Schoolcraft Learning Community served approximately 186 students in the Bemidji area. Reflecting on the school's successful completion of its fourteenth year, it is evident that our original vision, as stated, continues to be strong in our unique learning environment. Schoolcraft Learning Community is compliant with all 6 of the statutory purposes as outlined in Minnesota Statutes, section 124D.10, subdivision 14 (2011), but is especially proficient as an educational organization in the following areas: Improving Pupil Learning; Encouraging the Use of Different and Innovative Teaching Methods; and Creating New Professional opportunities for Teachers, including the opportunity to be responsible for the learning program at the school. Schoolcraft Learning Community has prepared this annual report in compliance with Minnesota Statute, 2011, 124D.10, subd.14.

School Mission Statement

Schoolcraft Learning Community exists to help develop individuals to be self-directed, lifelong learners who have the skills and knowledge to confidently and compassionately navigate in the world.

Authorizer Information



Schoolcraft Learning Community contracted with Volunteers of America (VOA) in June 2014 through 2018. **Main contact:** Stephanie Olsen, Senior Manager of the Charter School Authorizing Program **Address:** VOA-MN Education Center, 924 19th Avenue South, Minneapolis, MN 55404 **Cell:** (612)270-1998 **Email:** solsen@voamn.org

Volunteers of America has been actively involved in monitoring Schoolcraft Learning Community's performance and compliance. We had the privilege of one site visit this year in September 2013. We are thankful for our long-standing relationship with Stephanie Olsen as she has been very helpful to our school over the course of many years. Her vast experience and knowledge have been very helpful in supporting Schoolcraft's ability to maintain compliance in the very dynamic and complicated charter school environment. She attended our September 2013 board meeting.

School Governance

Schoolcraft continues its commitment to govern and lead with excellence by utilizing the Policy Governance® model for Board Governance. The intention is to provide a clear framework for monitoring progress in meeting expectations for student achievement as established in the Ends Policies. The system has been helpful in providing accountability and communication between the board and administration. The Schoolcraft Learning Community School Board reviews its policies annually, and the School Director presents monitoring reports to the board throughout the school year, with each policy being addressed at least once annually, specifying how the policies are being followed.

The Schoolcraft Learning Community Board currently has 8 members, 4 of which are licensed teachers, following the April 2014 election. Kathleen Preece was re-elected for a 2 year term while Dacia Dauner and Erica Harmsen were elected to parent positions. Sara Dreyer, Stacy Bender-Fayette and Sarah Wilson were elected to teacher positions. Jim Conway and Sara Breeze did not seek re-election. Mark Morrissey was elected Board Chair in April 2014 with Stacy Bender-Fayette serving as Board Records officer. The Schoolcraft Board is compliant with statutory board training requirements. The plan is for newly elected board members to complete their board training within the required time frame.

2013-14 Schoolcraft Learning Community Board Members

Name/Contact Info	Occupation/File Folder if applicable	Date Elected/Appointed	Date Seated	Term Ends	Meeting Attendance Rate
Sara Dreyer 1877 Becida Road SW Bemidji, MN 56601 sarad@schoolcraft.org 218-751-9381	SLC Sped Teacher File # 298343	04/14	05/14	04/16	100% (3 of 3)
Sara Breeze (Board Records Officer through 4/14) 8525 Waterview Ct. NE Bemidji, MN 56601 sarab@schoolcraft.org 218-586-3335	SLC Teacher (6-8) File#329322	04/12	05/12	04/14	83% (10 of 12)
Jim Conway 4848 Knollwood Dr. NE Bemidji, MN 56601 jim@schoolcraft.org 218-751-7264	SLC Teacher (6-8) File#257579	04/12	05/12	04/14	91% (11 of 12)
Stacy Bender-Fayette 3620 Gryce Stine Rd. NE Bemidji, MN 56601 stacy@schoolcraft.org 218-243-2698	SLC Teacher (Technology Integration) File#381011 SLC Parent	04/12	05/12	04/14	83% (10 of 12)
Dacia Dauner 7596 Miltna Dr. SW Bemidji, MN 56601 218-766-0640	SLC Parent	04/14	05/14	04/16	66% (2 of 3)
Kathleen Preece (Board Chair 12/12 through 4/14) PO Box 3095 Bemidji, MN 56619 kathleen@schoolcraft.org 218-759-7730	Community Member	04/13	05/11	04/15	91% (11 of 12)
Sarah Wilson 1710 15 th Street NW Bemidji, MN 56601 sarah@schoolcraft.org 218-368-0576	SLC Teacher (K-1) File#436311	04/12	05/12	04/14	91% (11 of 12)
Megan Crownholm 2851 Grantwood Court NW Bemidji, MN 56601 megan@schoolcraft.org 218/368-7664	SLC Teacher	4/14	5/14	04/16	66% (2 of 3)

Mark Morrissey 410 Main Ave. Turtle River, MN 56601 mark@schoolcraft.org 218-209-1707	SLC Parent	04/13	05/13	04/15	100% (12 of 12)
Erica Harmsen 2842 Sunnyside Road NE Bemidji, MN 56601 erica@schoolcraft.org (218) 556-7899	SLC Parent	04/14	05/14	04/16	66% (2 of 3)

Annual Training Completed by Board Members in 2013-14

Member Name	Type	Date	Location
Sarah Wilson	Board Governance, Finance Matters, & Employment Matters	Aug. 7, 2013	MSBA, Brooklyn Park, MN
All Board Members	Board Goal Setting and Policy Governance	July 2013	Bemidji, MN
All Board Members	Financial Update – Audit Information	November 2013	Bemidji, MN
Mark Morrissey	Board Trainings	Nov 2013, May 2014	Bemidji, MN

School Board Goal-Setting

The Schoolcraft School Board discusses school-wide goals annually in July for the upcoming school year, which are approved annually at our August board meeting.

Goals for the 2013-14 school year include:

1. Re-establish the Expeditionary Learning culture as central to Schoolcraft Learning Community. (EL)
2. Create an environment that encourages trust, professionalism and peacemaking for all (Leadership/Crew Building)
3. Explore the Possibility of Re-location of Schoolcraft Learning Community.

Goals for the 2014-15 school year include:

1. Pursue Relocation of Schoolcraft
2. Strengthen and establish a norm of trust, civility and peacemaking
3. Strengthen Expeditionary Learning
4. Establish a Communication plan to keep stakeholders informed of CLV activities

School Management

Our director, Scott Anderson, has been a steadfast leader for Schoolcraft Learning Community since our inception in 2000. Director Anderson completed his Masters of Science in Educational Leadership in May 2011, and attained his Administrative License in K-12 Education in October 2011. Rita Poulton, Business Manager, also has been with Schoolcraft since 2000. These two, along with Tracy Schoenfelder and Angie Jensen, Office Support, and Shelly Olson, Special Education Paraprofessional, serve as our School Administrative Team. Alison Drietz will serve as the Operations/Technology Coordinator at Schoolcraft. She joined the team in June 2014.

Inherent in the Expeditionary Learning design is the emphasis on collaborative teaching and learning and creating of a strong school culture. Schoolcraft Learning Community staff members strive to provide this collaborative spirit. Small or large group meetings are held to discuss major decisions, with the final decision

responsibility lying with the Director. Director Anderson had an Open Door Policy and encourages staff to approach him with any concerns they may have. The Director is formally evaluated once per year by the Board utilizing staff and Board input, compared to the Director Limitations Policies.

Our classroom teachers were stable during the 2013-14 school year. Staff mobility is indicated on the following tables. Schoolcraft contracts for the following services: Special Education Director, Occupational Therapist, Special Education Evaluative Services, Food Service, Janitorial and Maintenance, French, and Conflict Management.

2013-14 Schoolcraft Learning Community Management/Administrative Team/Support Staff

Name	File#	Assignment	Years Employed by the School	Left During 13/14	Not Returning 14/15
Scott Anderson	304008	Director	14		
Rita Poulton		Business Manager	14		
Shar Paquette	384002	Operations Manager	14		x
Tracy Schoenfelder		Office Support	8		
Angie Jenson		Office Support	3		
Michelle Olson		Special Education Para	13		
Carol Weeks		Special Education Para	8		
Michelle Crow		Special Education Para	4		x
Dianne Bergeron		Sped Para	1		
Kellie Lindquist	450193	Special Education Para	3		
Lois Pearson	304580	Title 1	6		x
Sara Godding	380432	Title 1	2		
Brenda Claypool		Sped Para	1		
Heather Ehli		Special Education Para	2		
Kathy Douglas		Special Education Para	2		
Emily Williams		Special Education Para	2		
Craig Cameron		Special Education Para	4		x

Abby Moudry		Sped Para	1		
Kristin Sorgenfrei	478186	Sped Para	1		
Roslyn Hanson	397134	Sped Para	1		
Matt Hanson		Sped Para	.3		
Kim Krueger		Occupational Therapist	Contracted - 3		

2013-14 Teaching Faculty Information

Name	File#	Assignment/Subject	Years Employed by the School	Left During 13-14	Not Returning 14-15
Judith Bing	332375	Grades 4-5	14		
Sara Breeze	329322	Grades 6-8 LA	14		
Gen Hayle	304032	Special Ed Teacher	1		
James Conway	257579	Grades 6-8 Science	13		
Marilyn Delaney	380911	Grades 6-8 Math	12		
Megan Crownholm	468394	Grade 2 Teacher	2		
Shanna Reiners	429632	Grades 2-3	7		
Carla Patch	339681	Grades 2-3	14		
Hilary Phukan	389004	Grades 4-5	14		
Lisa Robinson	398506	K-8 Art	13		
AnnaMae Sovick	415336	Grade 1	6		
Sara Dreyer	298343	5-8 Special Ed.	11		
Sarah Wilson	436311	Grade K	5		
Jason Wiltermuth	422577	K-8 Music	2		x
Theora Snyder	439481	K-8 PE	3		
Amanda Bailey	463449	K-8 French	Contracted - 2		x
Stacy Bender-Fayette	381011	Tech. Int. Specialist	5		
Linda Simons	305984	Speech Language	8		
Frances VanDorn	324186	Orchestra	10		
Sharleen Zeman-Sperle	400256	Conflict Management	Contracted - 1		
Kristi Garbow	337711	4-5 Special Ed.	6		

School Admissions and Enrollment

Schoolcraft Learning Community had relatively consistent student enrollment for the 2013-14 school year, beginning our year with 185 enrolled students, and ending our year with 189. We maintained waiting lists for every grade levels except grade 7, which was exhausted during the school year. We had a total of 17 students drop at the end of the 2013-14 school year, and added 46 New for the start of 2014-15. Our projected enrollment for 2014-15 is 190 students, and we currently have a waiting list at every grade level. Applications for admission are continually submitted throughout the year resulting in names being continually added to our waiting list. This process shows a continued need for the type of educational learning opportunities that Schoolcraft Learning Community is offering.

Schoolcraft Learning Community's admission's process begins with the completion of an application, which is usually completed online through our website, but can also be completed using a paper application requested from the school. Once the school receives the application, student names/grades are added to the interest list for a particular year if prior to the occurrence of the annual lottery in February, or to the bottom of the waiting list if received post-lottery. Priority for classroom placement is given to siblings of currently enrolled students and children of Schoolcraft staff. The February lottery process establishes the waiting list order for the upcoming school year, and student openings are filled from this waiting list. Once a student opening is offered and accepted, further information is gathered on the enrollment form to complete the enrollment process. Scans of the application and enrollment forms are included in the appendices.

Student Enrollment Trends

School Year	K	1	2	3	4	5	6	7	8	Student Retention Rates
2010-11	18	18	33	19	19	18	20	15	14	95%
2011-12	20	20	20	30	20	20	21	11	17	96%
2012-13	18	36	20	20	30	16	22	17	14	86%
2013-14	18	19	19	19	19	27	17	16	16	
2014-15 est	19	19	19	38	19	19	23	17	16	

Academic Program/School Performance

Schoolcraft Learning Community contracts with Expeditionary Learning Schools (EL) to provide in-service training to our staff around developing curriculum that is engaging, in-depth, while imbedding Minnesota Graduation standards into our expeditions. We have been an EL school since we began in 2000. Expeditions are in-depth investigations into a topic or a learning area. They incorporate ideas and learning goals from as many of the subject areas as possible, knowing that the more you can associate one with another, the better the understanding and retention of knowledge. The expeditions aim to encourage student participation in the developmental process, as well as for student proficiency in the topics studied.

Spring MAP scores, including specific learning strands identified by NWEA, and MCA test results will be reviewed at individual grade level meetings toward the beginning of the upcoming school year. Student academic goals will be established as a result of these scores.

As we engage our students' learning through expeditions, we are required to teach our students a level of proficiency according to the expectations of the Minnesota Department of Education. Our students partake in Fall NWEA MAP testing to help establish quality baselines to enable teachers to address specific educational learning targets for each student. We then retake the same NWEA MAP tests in the Spring to assess growth across time. Our Spring MAP scores in Reading showed 53% of our students meeting RIT growth goals overall. Our Spring MAP scores in Math showed 47% of our students meeting RIT growth goals overall. The following table is from our VOA Accountability Plan through 2014, showing our rubric placement being "3" in Reading and "2" in Math based on these percentages. Our target MCA Reading goal of 52% was exceeded as we achieved a school-wide score of 63%. Our school-wide MCA Math score of 65% exceeded our 64% goal.

Following our 2013-14 Board Directed School Goals, professional development opportunities were created throughout the year utilizing our Expeditionary Learning School Designer and EL Resources. Two individuals attended the National EL Conference in October. These two individuals then presented a workshop to the entire staff in January 2014. Three other individuals attend 3 day EL institutes on Differentiation and Close Reading Strategies. All staff participated in a Jeffers Foundation workshop in November 2013. CPR training was provided to 6 individuals in September 2013. 25 Individuals completed CPI training throughout the 2013-14 school year. The entire staff participated in a Board Governance workshop in March. 3 individuals attended a workshop on ASD in May. Schoolcraft also hosted its first ever EdCamp on March 1. Over 90 individuals from across the state and North Dakota attended on the BSU campus. Mandated reporting and Blood Borne Pathogens were two workshops also attended by the entire staff in Sept 2013 and April 2014.

Our school is also planning to increase the amount of Expeditionary Learning Professional Development opportunities for our staff during the 2014-15 school year per our Board Directed School Goals for 2014-15.

NWEA MAP Rubric Spring 2014

Indicator	4	3	2	1
NWEA MAP in Reading Percent meeting RIT growth goal	More than 65% (ranked in 1 st quartile)	50-65% (ranked in 2 nd quartile)	40-49% (ranked in 3 rd quartile)	Less than 40% (ranked in 4 th quartile)
NWEA MAP in Math Percent meeting RIT growth goal	More than 65% (ranked in 1 st quartile)	50-65% (ranked in 2 nd quartile)	40-49% (ranked in 3 rd quartile)	Less than 40% (ranked in 4 th quartile)

The following information is taken from our 2014 Spring MCA Testing Events at Schoolcraft Learning Community.

Percent Meeting or Exceeding on MCA III Reading 2013-14 School Year

Grade Level	# Students Tested	Percent Meeting	Percent Exceeding
3	21	38	14
4	18	39	17
5	25	48	16
6	17	47	18
7	15	73	13
8	13	38	31
Overall	109	66% Meeting or Exceeding	

Percent Meeting or Exceeding on MCA III Math 2013-14 School Year

Grade Level	# Students Tested	Percent Meeting	Percent Exceeding
3	21	38	10
4	19	32	26
5	25	48	8
6	17	41	35
7	16	31	38
8	12	25	58
Overall	110	65% Meeting or Exceeding	

Percent Growth on MCA III Reading 2013-14 School Year – info not available by deadline for submission

	# Students	% In Each Category
% Not Proficient Showing High Growth		
% Not. Proficient Showing Medium Growth		
% Not Proficient Showing Low Growth		
% Proficient Showing High Growth		
% Proficient Showing Medium Growth		
% Proficient Showing Low Growth		
Total		

Percent Growth on MCA III Math 2013-14 School Year– info not available by deadline for submission

	# Students	% In Each Category
% Not Proficient Showing High Growth		
% Not. Proficient Showing Medium Growth		
% Not Proficient Showing Low Growth		
% Proficient Showing High Growth		
% Proficient Showing Medium Growth		
% Proficient Showing Low Growth		
Total		

School Climate

Schoolcraft Learning Community consistently has good parental involvement on a weekly basis, but especially for special events, such as our Fall Festival, WinterFest, Open Mic Event, and Annual Summer Potluck. We have excellent parental involvement in parent-teacher conferences held twice per year, with the overall percentage for both across grade levels being 90%. Each grade level usually hosts two “Celebrations of Learning” each year which averaged approximately 75% family attendance. Schoolcraft holds 2 public concerts per year, featuring our choirs, orchestras, and French program, at which we average 400+ people in attendance per concert. These concerts are open to the public, and advertised in the wider Bemidji community.

We conducted a parent survey in the Spring 2014, which had 83 responses out of 140 families, a 59% response rate. Each area was rated in effectiveness from 1 to 5, with 5 being the most effective. Relevant data is as follows:

- From the Student’s Perspective
 - 98.3% of responses rated Schoolcraft’s culture and feeling of safety at 3 or above, with an overall average rating of 4.55.
- Regarding Schoolcraft’s academics and philosophy
 - 98.5% of responses rated Schoolcraft’s academic effectiveness and the importance and personal knowledge of our learning philosophy (EL) as a 3 or above, with an overall rating of 4.45.
- Regarding Schoolcraft’s curriculum
 - 97.5% of responses rated Schoolcraft’s curriculum areas at a 3 or above in satisfaction, with an overall average rating of 4.5.

Finances

- **FY 13 Financial Status**

Schoolcraft Learning Community finished the fiscal year of 2013-14 with a fund balance of \$729,875. This figure is 40.1% of our operating budget, which allowed us to avoid the issue of borrowing additional funds to survive the statewide 40% withholding to the public schools. Like all schools, we kept a sharp eye on overall expenditures to maintain a positive cash balance throughout the school year. Our July 2014 audit by Miller McDonald, Inc. found no material weaknesses or findings and Schoolcraft did receive both VOA's Finance Award and the Minnesota Department of Education Finance Award for our attention to financial reporting and the success of our audit. Our school maintains a finance committee made up of staff/parents/board members that provide financial recommendations to the school director. Financial updates/statements are given to the Board during each monthly Board meeting. Schoolcraft Learning Community is in solid financial condition.

- **The following documents are included in the appendices:**

FY 14 Overview; Financial Policy and Procedures; 2014 School Finance Award letter; 2014 Volunteers of America Finance Award; FY 14 Budget; and UFARS audit information. Our current policies, bylaws and budgetary information are posted on our website, www.schoolcraft.org. State mandated school board training completed by all current board members in the required time frame.

Innovative Practices and 2013-14 Awards

- **Awards**

Schoolcraft Learning Community received both the MDE and the VOA Finance Awards during the 2013-14 school year. Schoolcraft Learning Community also received the VOA Board Governance Award, and was labeled a Minnesota Reward School for the second year in a row.

- **Technology**

Schoolcraft Learning Community continued year three of our 1:1 iPad Program in our Middle School during the 2013-14 school year. Our students also had exposure to the use of GPS Units, iPods, MacBooks, Cameras, Recording Equipment, Skype, Voice Thread, iPhoto, iMovie, and many other resources.

- **Engaging Expeditions**

Each year, the learning expeditions have become more rich in integrating academic content from various disciplines. From food to ancient civilizations, from Lewis & Clark to our local Heritage and Geology, to What Makes a Schoolcrafter to the Civil War, the expeditions engage the students in active learning. Our teaching staff develops expeditions based upon their passions and the passions of their students, embedding the Minnesota Graduation Standards within, while creating an in-depth study in which students can immerse themselves.

- **Service Learning and Community Involvement**

Crews at each grade level have service learning embedded into their expeditions. For example, the Schoolcraft 8th grade crew made blankets and delivered them to the hospital in support of newborns and the Beltrami Child Abuse Prevention program in Bemidji. Our Green Team (an after school group) spearheaded a school-wide recycling program. Our Peacemaker Club (another after school club) created an Anti-Bullying dialogue and shared their information on a local radio station. Our 6-8th students had the opportunity to write poetry and visit with elders at a local Nursing Care Facility. Members of our Orchestras

share their music at area clinics and hospital during the Christmas season. Our staff, during our first staff day of the school year, had the opportunity to serve area businesses/non-profits in many ways, from painting and pulling weeds, to trail clearing and cleaning.

- **Foreign Language and Conflict Management**

Schoolcraft offers French and Conflict Management at every grade level, K-8. Schoolcraft Learning Community believes that early and continued language learning is very beneficial. In addition to weekly French times, we offer immersion opportunities through special events and French lunch times. Schoolcraft also initiated a French Enrichment Program for those students who wanted to more aggressively learn the language. Conflict management skills are some of the hardest skills any person must learn, and we believe that teaching these skills to all of our students at every grade level helps prepare them to be good community members, both presently and in the future. We enhance these skills in the upper grades through access to the “Peacemakers”, the “STAR Team”, and “Peer Mediation” opportunities.

- **Music Enrichment programs**

Schoolcraft offers orchestra and choir instruction to any interested students in grades K-8 and piano instruction to all K-1 students. This helps foster the love of music at an early age. We also incorporate extra experiential music time for the K-1 crews at various times throughout the year. Orchestra for students in grades 2/3 was also started this past school year.

- **Portfolio Presentations**

Students are required to “show what they know” through formal portfolio presentations in front of a meaningful audience. These presentations are considered “required” for passing grades 5 and 8 and have been credited with helping prepare the students for public speaking opportunities in their future.

- **Special Education Inclusion**

We have a strong belief in the importance of inclusion of special needs students within the classroom environment. We provide additional support in the classroom whenever possible, with pullout sessions only when warranted. This enhances the student’s feeling of community within his/her class.

- **Wellness Policies**

We recognize that a student who feels safe and connected to their school and is properly nourished and healthy has a greater chance of attending school on a regular basis, performing better in the classroom, and becoming a functioning member of the school-community. This year we again surveyed our students with the Olweus bullying surveys to determine our school climate and feelings of safety for each student. We will analyze the results and make appropriate changes in the upcoming school year and conflict management curriculum. We continue to offer breakfast to every student and high quality lunches within our hot lunch program.

- **Expeditionary Learning**

Schoolcraft has contracted with the Expeditionary Learning since our inception. The design principles and the core practices, along with the support for our curriculum building/design and staff training, is integral to what makes Schoolcraft special. School culture is modeled and developed through our knowledge of Expeditionary Learning.

- **Small Class Sizes/Small Caring Community**

Schoolcraft boasts a student to adult ratio of 7:1, with most crews being at 19 or less, which enhances student learning through smaller, less chaotic learning environments. Our 2013-14 student population was 186. This created an environment where one could know every student's name. In addition, each student is encouraged to have at least one adult that they can confide in. In all past surveys, both staff and community based, our caring community atmosphere is referenced as one of our greatest strengths. Our lunches are served family style, and our entire school eats together in mixed ages to help foster the relational aspect of our community. Staff meets students as they get off of the bus in the morning, and again before they leave on the buses at the end of the day. Students eat breakfast every day with their crew, giving students time to connect with their peers and the adults in their classroom in a more informal setting. Crews have "circle time" every morning with their crews for 20 minutes, a time to connect, share, regroup, and get ready for a successful day at school.

Program Challenges

- **Moving**

A challenge that the school has always had is the necessity to move in (every fall) and out (every spring) of the Concordia Language Villages (CLV) buildings. The setting is so conducive to the learning atmosphere staff members want to create. However, the impact of moving on students and staff is significant. Each spring, all classroom items are packed in semi-trailers, which are stored over the summer at a location inaccessible to staff. Teachers spend considerable instruction time packing and unpacking school items. Many expendable items that could be used from year to year are discarded because of the likelihood that they would be damaged on the semi-trailer. Indeed, many items are damaged during the move and storage. Another major challenge with the move is that the administrative offices need to tear down and set up their offices twice per year. A permanent administrative space would be a definite benefit.

- **Space**

Schoolcraft does continually struggle with space issues. We do not have gymnasium facilities to use for Physical Education, and use our cafeteria space for Physical Education during inclement weather. This means we spend significant staff time setting and re-setting the cafeteria space depending on who is using the space. We also quite often struggle with teaching/activity space. Creativity and flexibility are highly valued commodities in handling these challenges.

- **Special Education**

22% of our students received Special Education services during the 2013-14 school year. We continue to work on identifying ways to meet our students' needs within the classroom setting if at all possible, as Expeditionary Learning is easier to grasp if the students are in class.

- **High Poverty Levels**

57% of our students were eligible for free and reduced lunches during the 2013-14 school year.

- **Time Constraints**

We are challenged by a shortened school day due to our location and the logistics of our busing

arrangements with ISD #31. We are also challenged by a potentially shorter school year than our local district due to our lease arrangement with Concordia Language Villages. This does limit the total number of student contact days that we are able to have, as we are not allowed to hold school if busing is not made available to our students.

- **Technology**

Challenges in technology range from networking issues tied to our location, to creating an equipment replacement cycle and plan for future years. We purchased so much new equipment with the E2T2 grant monies, but will need to fix and/or replace equipment according to this plan. With state budget cuts, the amount of money needed for replacements/repairs may not be available.

Future Plans

Board goals for the upcoming 2014-15 school year include Strengthening Expeditionary Learning; Strengthen and establish a norm of trust, civility; and Establish a Communication plan to keep stakeholders informed of SLC activities.

Appendices

- NWEA Results
- MCA Results
- Budget
- UFARS
- FY 13 Expenditure Matrix
- Balance Sheet
- Non-Profit Status
- School Finance Awards MDE and VOA
- School Application and Enrollment Form



Student Growth Summary Report

Aggregate by School

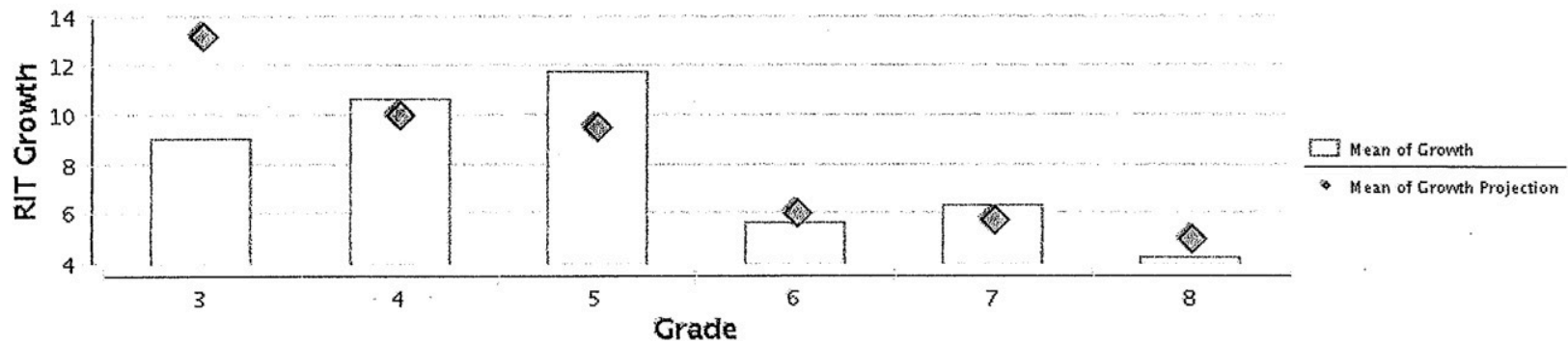
Term: Spring 2012-2013
 District: Schoolcraft Learning Community
 Grouping: None
 Small Group Display: Yes
 Growth measured from: Spring 2012 to Spring 2013

Schoolcraft Learning Community

Mathematics

Grade (Spring 2013)	Count	Spring 2012		Spring 2013		Actual Growth			Projected Growth					
		Mean RIT	Std Dev	Mean RIT	Std Dev	Mean Growth	Std Dev	Sampling Error	Count with Projection	Mean Projection	Growth Index	Percent of Projection	Count Meeting Projection	Percent Meeting Projection
3	18	191.7	10.2	200.7	10.3	9.0	6.0	1.5	18	13.2	-4.2	68.2	4	22.2
4	29	200.9	11.8	211.5	11.5	10.6	5.1	1.0	29	10.0	0.6	106.0	19	65.5
5	16	217.0	11.2	228.7	12.5	11.7	4.6	1.2	16	9.5	2.2	123.2	10	62.5
6	18	228.3	14.1	233.8	12.8	5.6	7.7	1.9	18	6.0	-0.4	93.3	9	50.0
7	15	229.7	16.2	236.1	14.9	6.3	7.2	1.9	15	5.7	0.6	110.5	8	53.3
8	10	243.5	12.3	247.7	11.4	4.2	7.1	2.4	10	5.0	-0.8	84.0	3	30.0

Mathematics



Explanatory Notes

Summary data for groups of less than 10 are generally suppressed because they are not statistically reliable.

Student Growth Summary Report

Aggregate by School

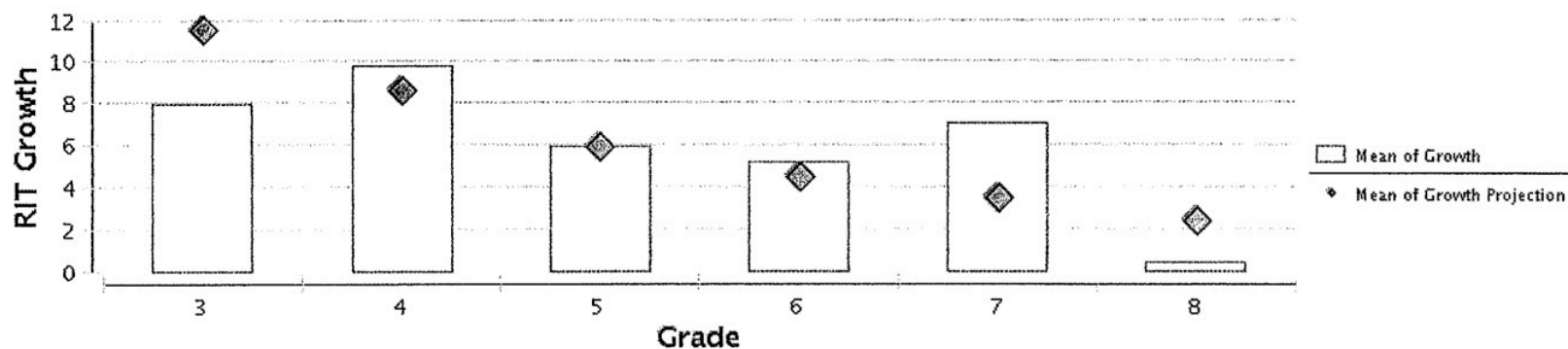
Term: Spring 2012-2013
District: Schoolcraft Learning Community
Grouping: None
Small Group Display: Yes
Growth measured from: Spring 2012 to Spring 2013

Schoolcraft Learning Community

Reading

Grade (Spring 2013)	Count	Spring 2012		Spring 2013		Actual Growth			Projected Growth					
		Mean RIT	Std Dev	Mean RIT	Std Dev	Mean Growth	Std Dev	Sampling Error	Count with Projection	Mean Projection	Growth Index	Percent of Projection	Count Meeting Projection	Percent Meeting Projection
3	18	188.4	16.0	196.3	18.8	7.9	10.2	2.5	18	11.5	-3.6	68.7	7	38.9
4	29	195.8	18.4	205.6	15.9	9.8	8.4	1.6	29	8.6	1.2	114.0	16	55.2
5	15	211.9	7.9	217.9	9.4	5.9	6.8	1.8	15	5.9	0.0	100.0	7	46.7
6	18	215.4	10.5	220.7	12.2	5.2	6.2	1.5	18	4.5	0.7	115.6	10	55.6
7	15	218.5	11.2	225.5	11.4	7.0	6.4	1.7	15	3.5	3.5	200.0	11	73.3
8	10	235.4	8.9	235.8	8.9	0.4	8.3	2.8	10	2.4	-2.0	16.7	5	50.0

Reading



Explanatory Notes

Summary data for groups of less than 10 are generally suppressed because they are not statistically reliable.

Minnesota Report Card

Schoolcraft Learning Community Chtr

Subject: Math, Grade: All Grades

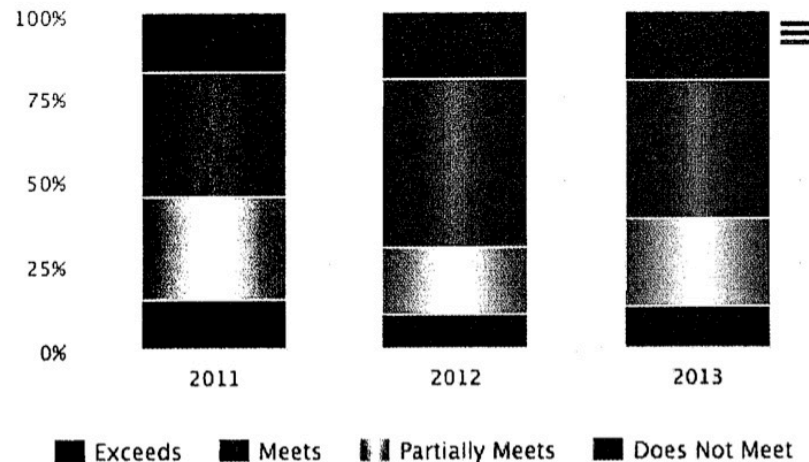


Statewide

Subject: Math, Grade: All Grades



2011 - 2013 Student Achievement Level



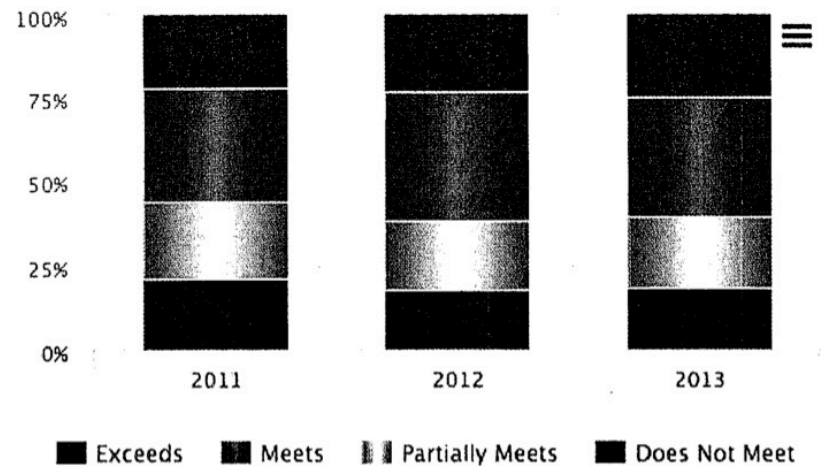
Year			Exceeds	Meets	Partially Meets	Does Not Meet
	Count	Percent				
2011	Count		18	39	32	15
	Percent		17.3%	37.5%	30.8%	14.4%
2012	Count		23	60	24	12
	Percent		19.3%	50.4%	20.2%	10.1%
2013	Count		23	48	30	14
	Percent		20.0%	41.7%	26.1%	12.2%



School Contact Information



2011 - 2013 Student Achievement Level



Year			Exceeds	Meets	Partially Meets	Does Not Meet
	Count	Percent				
2011	Count		93,535	145,648	98,111	90,105
	Percent		21.9%	34.1%	23.0%	21.1%
2012	Count		99,262	164,565	89,999	76,793
	Percent		23.1%	38.2%	20.9%	17.8%
2013	Count		107,138	153,864	93,768	78,723
	Percent		24.7%	35.5%	21.6%	18.2%



School Contact Information

Schoolcraft Learning Community Chtr

Subject: Reading, Grade: All Grades

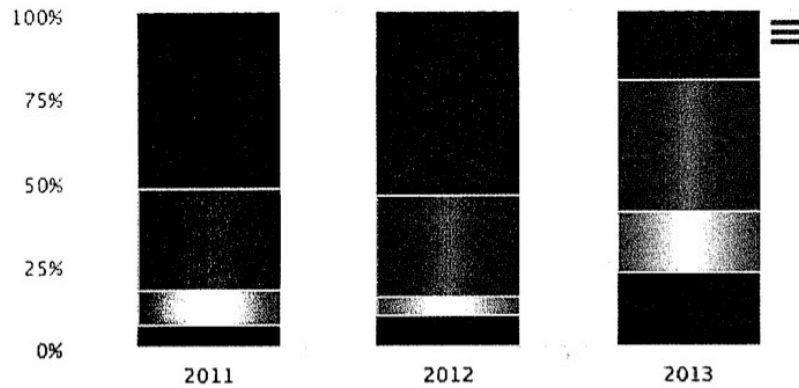


Statewide

Subject: Reading, Grade: All Grades



2011 - 2013 Student Achievement Level

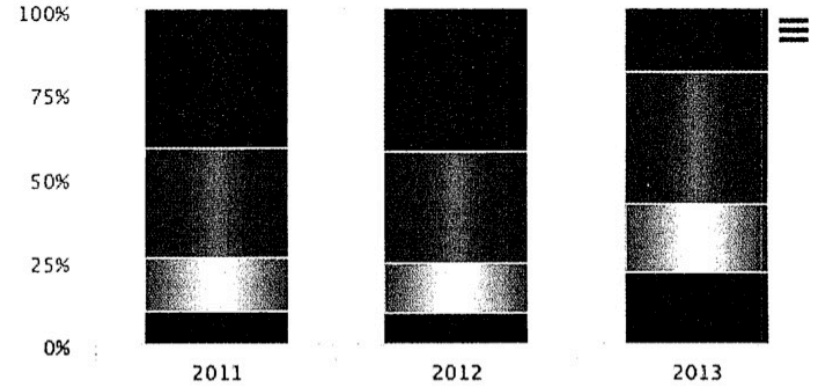


Exceeds Meets Partially Meets Does Not Meet

Year		Exceeds	Meets	Partially Meets	Does Not Meet
2011	Count	54	32	11	7
	Percent	51.9%	30.8%	10.6%	6.7%
2012	Count	64	36	7	11
	Percent	54.2%	30.5%	5.9%	9.3%
2013	Count	23	45	21	26
	Percent	20.0%	39.1%	18.3%	22.6%

Schoolcraft Learning Community Chtr

2011 - 2013 Student Achievement Level



Exceeds Meets Partially Meets Does Not Meet

Year		Exceeds	Meets	Partially Meets	Does Not Meet
2011	Count	173,836	142,827	68,358	42,622
	Percent	40.6%	33.4%	16.0%	10.0%
2012	Count	180,796	142,903	64,928	41,042
	Percent	42.1%	33.3%	15.1%	9.6%
2013	Count	79,425	170,973	89,173	94,961
	Percent	18.3%	39.3%	20.5%	21.9%

Statewide

Schoolcraft Learning Community
Working Budget
Fiscal Year 2014-15

Revenue	FY 13 budget	revised 1-14	
	190 students	FY 14 budget 185 students	FY 15 budget 190 students
Gen Ed	\$1,258,662	\$1,259,534	\$1,384,389
Literacy Aid	\$19,392	\$16,755	\$16,755
Lease Aid	\$178,200	\$183,150	\$188,644
Title I	\$44,559	\$44,945	\$42,149
tech fees	\$2,424	\$2,424	\$2,424
Title II	\$6,367	\$6,391	\$5,907
Spec Ed Fed	\$35,541	\$43,355	\$43,355
Spec ed State	\$435,727	\$514,517	\$667,194
interest/other	\$100	\$100	\$100
REAP grant	\$22,299	\$18,690	\$18,690
donations	\$2,700	\$2,700	\$2,700
Total	\$2,122,771	\$2,092,561	\$2,372,307
Expenses	3% sal inc		
	2or3% inc	3% sal inc	3% or 1000 inc
Brd trng	\$4,000	\$4,000	\$4,000
site planning		\$5,000	\$5,000
Sponsor cost	\$15,000	\$16,000	\$16,500
Admin Sal & Benefi	\$198,132	\$215,146	\$228,938
moving/summer exp	\$9,000	\$9,000	\$9,000
phone, postage etc	\$10,000	\$10,000	\$10,000
Tchr Sal + Benefits	\$529,657	\$549,215	\$587,091
Spec Ed State	\$462,948	\$514,517	\$697,194
Spec Ed Fed	\$38,377	\$43,355	\$43,355
Specialists	\$139,063	\$143,360	\$152,002
Title 1 401	\$57,810	\$52,437	\$37,130
Tech support	\$30,388	\$31,300	\$32,518
Conflict Manag	\$22,700	\$15,000	\$15,000
Subs	\$27,250	\$30,000	\$34,000
Instructional Supplie	\$26,500	\$30,000	\$30,000
Art & Music supplie	\$3,750	\$3,750	\$3,750
Technology	\$15,424	\$15,424	\$15,424
Field Work	\$14,000	\$17,000	\$17,000
Facilities	\$198,000	\$203,500	\$209,600
Utili & Maint	\$80,000	\$82,800	\$87,000
Consultants	\$8,875	\$8,875	\$8,875
Classroom spec/gur	\$4,000	\$4,000	\$4,000
Health	\$3,000	\$3,000	\$5,000
Insurance Liability	\$16,785	\$23,588	\$23,588
Work Comp	\$8,925	\$8,925	\$14,898
audit	\$8,175	\$8,585	\$8,975
Memberships	\$6,000	\$6,000	\$6,000
Software fee	\$9,500	\$9,500	\$9,500
Web site/Newspape	\$1,040	\$1,040	\$1,040
Staff Dvlp Travel	\$6,000	\$14,300	\$12,000
ELOB	\$9,500	\$15,700	\$15,000
furniture replaceme	\$6,000	\$6,000	\$6,000
Tran to Food Service		\$20,787	\$17,081
After school care		\$5,832	\$500
Total	\$1,969,799	\$2,126,936	\$2,366,959
Rev/Expenses	\$15,891	(\$34,375)	\$5,348
Carry over fund balance to fy14		35,331	
* Increase salaries to 3%,			
Food Service Fund 02			
Revenue: Lunch	\$79,800		\$82,000
Breakfast	\$37,000		\$38,000
Tran from Gen Ed		\$116,800	\$120,000
Expense: Lunch	\$95,018		\$95,018
Breakfast	\$42,063	\$137,081	\$42,063
			\$137,081
			-\$17,081

08/05/14

UNIFORM FINANCIAL ACCOUNTING AND REPORTING STANDARDS
COMPLIANCE REPORTCOM01040580714
DATA AS OF 08/05/14

AUDITED UFARS DATA SUBMITTED

DISTRICT: 4058-07 SCHOOLCRAFT LEARNING COMMUNITY C06/30/14

01 GENERAL FUND
TOTAL REVENUE 2,239,514
TOTAL EXPENDITURES 2,196,648
460 NON SPENDABLE FUND BALANCE 12,959

RESTRICTED/RESERVE:
403 STAFF DEVELOPMENT
405 DEFERRED MAINTENANCE
406 HEALTH & SAFETY
407 CAPITAL PROJECTS LEVY
408 COOPERATIVE REVENUE
409 ALTERNATIVE FAC PROGRAM
413 PROJECT FUNDED BY COP
414 OPERATING DEBT
416 LEVY REDUCTION
417 TACONITE BUILDING MAINT
423 CERTAIN TEACHER PROGRAMS
424 OPERATING CAPITAL
426 \$25 TACONITE
427 DISABLED ACCESSIBILITY
428 LEARNING & DEVELOPMENT
434 AREA LEARNING CENTER
435 CONTRACTED ALT. PROGRAMS
436 ST. APPROVED ALT. PROGRAM
438 GIFTED & TALENT
441 BASIC SKILLS PROGRAMS
445 CAREER & TECH PROGRAMS
448 ACHIEVEMENT AND INTEGRATION
449 SAFE SCHOOLS LEVY
450 PREKINDERGARTEN
451 QZAB PAYMENTS
452 OPEB LIAB NOT IN TRUST
453 UNFNDED SEV & RETIREMT LEVY

RESTRICTED:
464 RESTRICTED FUND BALANCE

COMMITTED:
418 COMMITTED FOR SEPARATION
461 COMMITTED FUND BALANCE

ASSIGNED:
462 ASSIGNED FUND BALANCE 16,000

UNASSIGNED:
422 UNASSIGNED FUND BALANCE 728,400

02 FOOD SERVICE
TOTAL REVENUE 123,384
TOTAL EXPENDITURES 137,505
460 NON SPENDABLE FUND BALANCE

RESTRICTED/RESERVE:
452 OPEB LIAB NOT IN TRUST

RESERVE:
464 RESTRICTED FUND BALANCE 2,478

UNASSIGNED:
463 UNASSIGNED FUND BALANCE

04 COMMUNITY SERVICE
TOTAL REVENUE
TOTAL EXPENDITURES
460 NON SPENDABLE FUND BALANCE

RESTRICTED/RESERVE:
426 \$25 TACONITE
431 COMMUNITY EDUCATION
432 E.C.F.E
444 SCHOOL READINESS
447 ADULT BASIC EDUCATION
452 OPEB LIAB NOT IN TRUST

RESTRICTED:
464 RESTRICTED FUND BALANCE

UNASSIGNED:
463 UNASSIGNED FUND BALANCE

=====

1) FUND BALANCE
2) EXPENDITURES
3) GDP CALCULATION (1 / 2)

06 BUILDING CONSTRUCTION
TOTAL REVENUE
TOTAL EXPENDITURES
460 NON SPENDABLE FUND BALANCE
RESTRICTED/RESERVE:
407 CAPITAL PROJECTS LEVY
409 ALTERNATIVE FAC. PROGRAM
413 PROJECTS FUNDED BY COP
RESTRICTED:
464 RESTRICTED FUND BALANCE
UNASSIGNED:
463 UNASSIGNED FUND BALANCE

07 DEBT SERVICE
TOTAL REVENUE
TOTAL EXPENDITURES
460 NON SPENDABLE FUND BALANCE
RESTRICTED/RESERVE:
425 BOND REFUNDINGS
451 QZAB PAYMENTS
RESTRICTED:
464 RESTRICTED FUND BALANCE
UNASSIGNED:
463 UNASSIGNED FUND BALANCE

08 TRUST
TOTAL REVENUE
TOTAL EXPENDITURES
422 NET ASSETS

20 INTERNAL SERVICE
TOTAL REVENUE
TOTAL EXPENDITURES
422 NET ASSETS

25 OPEB REVOCABLE TRUST FUND
TOTAL REVENUE
TOTAL EXPENDITURES
422 NET ASSETS

45 OPEB IRREVOCABLE TRUST FUND
TOTAL REVENUE
TOTAL EXPENDITURES
422 NET ASSETS

47 OPEB DEBT SERVICE FUND
TOTAL REVENUE
TOTAL EXPENDITURES
460 NON SPENDABLE FUND BALANCE
RESTRICTED:
425 BOND REFUNDINGS
464 RESTRICTED FUND BALANCE
UNASSIGNED:
463 UNASSIGNED FUND BALANCE

=====

757,359
2,170,017
34.90 %

Schoolcraft Learning Community
Expenditures / Budget FY14
July 1, 2013 - June 30, 2014

	Budget	YTD expens	YTD %	
Admin/Board & Director				06.30.2014
Salaries	\$60,641	\$62,266	103%	100% fiscal yr
Benefits	\$16,796	\$16,818	100%	100% schl yr
Train/Sponsor	\$19,450	\$19,285	99%	after adjustments
Supplies	\$0	\$0		
TOTAL	\$96,887	\$98,369	102%	
District Support				
Salaries	\$112,562	\$114,439	102%	
Benefits	\$24,600	\$24,720	100%	
tele,post,srv	\$37,160	\$38,242	103%	
Supplies	\$4,650	\$4,189	90%	
interest/equip	\$0	\$0		
memberships	\$5,200	\$5,190	100%	
TOTAL	\$184,172	\$186,781	101%	
Ed Instruction				
Salaries	\$649,603	\$656,936	101%	
Benefits	\$167,999	\$173,574	103%	
consultants	\$73,429	\$76,996	105%	*includes fieldwork
Supplies	\$28,087	\$27,863	99%	
equipment	\$20,487	\$11,222	55%	*tech to assgnd fund bal
memberships	\$0	\$0	0%	
TOTAL	\$939,605	\$946,592	101%	
Special Ed Inst				
Salaries	\$431,343	\$431,019	100%	
Benefits	\$121,268	\$123,437	102%	
consultants	\$71,350	\$71,454	100%	
Supplies	\$3,763	\$3,602	96%	
equipment	\$0	\$0	0%	
TOTAL	\$629,875	\$629,513	100%	
Staff Development	\$24,711	\$26,630	108%	
Health Services	\$1,120	\$1,115	100%	
Building site	\$297,680	\$297,943	100%	
Property Insur	\$11,342	\$9,703	86%	
tran fo FNS	\$14,787	\$14,635	0%	
All General Fund To	\$2,200,181	\$2,211,283	101%	
Food Service				
Contracted	\$140,507	\$137,505	98%	
All Total	2,340,687	2,348,787	100%	
Revenue	2,306,311	2,377,533	103%	
Revenue over Expenditures Actual				\$28,746

Schoolcraft Learning Community
Balance Sheet Accounts
Period Ending June 30, 2014

Sequence: Fd, Org, Pro, Fin, O/S, Crs

L	Fd	Org	Pro	Fin	O/S	Crs	Class	Sub	District Account Description	Starting Balance	Activity	Ending Balance
B	01	101	000				100	00	RiverWood checking acct	16,024.68	73,094.30	89,118.98
B	01	101	002				100	00	Security State Bank money market	1,053.34	0.52	1,053.86
B	01	101	003				100	00	RiverWood Money market	72,990.46	35,479.93	108,470.39
B	01	101	005				100	00	8th grade Trip Acct	109.21	1,408.34	1,517.55
B	01	104	001				100	00	RiverWood CD	200,149.66	(200,149.66)	
B	01	104	002				100	00	Security State Bank CD	201,249.45	804.00	202,053.45
B	01	104	003				100	00	First Nat'l Bank CD		200,398.90	200,398.90
B	01	121	000				100	00	Due From MN CFL	342,625.75	(73,096.63)	269,529.12
B	01	122	000				100	00	Due Frm Fed.-MN CFL	4,740.66	(4,740.66)	
B	01	131	000				100	00	Prepaid Expenditures/Deposits	3,670.50	9,288.28	12,958.78
B	01	201	000				200	00	Salaries Payable	(68,217.82)	(6,343.72)	(74,561.54)
B	01	206	000				200	00	Other Accts Payable	(7,572.81)	(5,237.17)	(12,809.98)
B	01	215	001				200	00	Payroll Taxes Withheld	(6,068.40)	(763.55)	(6,831.95)
B	01	215	002				200	00	MN Payroll Taxes Withheld	(2,922.50)	(351.31)	(3,273.81)
B	01	215	003				200	00	FICA Payroll Taxes Withheld	(14,004.28)	(1,444.02)	(15,448.30)
B	01	215	004				200	00	TRA Deductions Withheld	(9,784.44)	(1,347.42)	(11,131.86)
B	01	215	005				200	00	PERA Deductions Withheld	(2,898.68)	(626.06)	(3,524.74)
B	01	215	006				200	00	403B W/H Payable	(630.00)	(750.00)	(1,380.00)
B	01	215	030				200	00	AFLAC	(41.85)		(41.85)
B	01	215	040				200	00	health insur w/h	(1,344.39)	3,002.60	1,658.21
B	01	215	060				200	00	HSA Plan		(396.00)	(396.00)
B	01	422	000				400	00	Unreserved Fund Balance	(709,457.54)	9,288.00	(700,169.54)
B	01	460	000				400	00	Nonspendable Fund Balance	(3,671.00)	(9,288.00)	(12,959.00)
B	01	462	000				400	00	Assigned Fund Bal Tech replacement	(16,000.00)		(16,000.00)
01											28,230.67	28,230.67
B	02	115	000				100	00	Food Nutr Other Acct Rec	1,963.07	514.68	2,477.75
B	02	464	000				400	00	Restricted Fund Balance	(1,963.07)		(1,963.07)
02											514.68	514.68
B	98	143	000				100	00	Equipment	242,194.80	5,881.37	248,076.17
B	98	173	000				100	00	Accum Depr On Equip.	(120,378.83)	(36,695.75)	(157,074.58)
B	98	430	000				400	00	Net Investment in Fixed Assets	(121,815.97)	30,814.38	(91,001.59)
98											0.00	0.00
Report Totals:											28,745.35	28,745.35



LORI SWANSON
ATTORNEY GENERAL

STATE OF MINNESOTA

OFFICE OF THE ATTORNEY GENERAL

February 12, 2014

SUITE 1200
445 MINNESOTA STREET
ST. PAUL, MN 55101-2130
TELEPHONE: (651) 296-9412

SCHOOLCRAFT LEARNING COMMUNITY
PO BOX 1685
BEMIDJI, MN 56619-

FOR FISCAL YEAR ENDING: 6/30/2013

Dear Sir or Madam:

This Office has received the IRS return and filing fee which was recently filed on behalf of Schoolcraft Learning Community. The organization's registration has been continued pursuant to Minnesota Statutes chapter 501B.33-45, the Supervision of Charitable Trusts and Trustees Act.

We wish to remind you that registration is not an endorsement of the organization and that Minnesota law prohibits any person from misrepresenting the meaning of registration.

Certain organizations may require evidence of registration with this Office, so we suggest that you **retain this letter in your files.**

The organization's next IRS return and filing fee will be due on or before the 15th day of the fifth month after the close of the organization's fiscal year end.

Sincerely,

A handwritten signature in black ink, appearing to read "Cheryl Boe", is written over a horizontal line.

CHERYL BOE
Legal Assistant

(651) 757-1414 (Voice)



MINNESOTA

CHARTER SCHOOL AUTHORIZING PROGRAM

**AWARD OF EXCELLENCE FOR
SCHOOL FINANCIAL MANAGEMENT**

PRESENTED TO

SCHOOLCRAFT LEARNING COMMUNITY

2014

Appendix Five

GOVERNANCE AWARD WINNERS MAY 2014

This is the second year at organizing elements of governance for an overall evaluation of VOA schools. There were twelve (12) criteria used to judge the extent to which the schools met the elements of governance. A school needed to be judged as having earned a "MET" level on each criterion to earn the award for 2014. There continues to be an increased rigor as schools were measured against the criterion. In the following year, a review of calendars will be contained within the compliance section.

ATHLOS LEADERSHIP ACADEMY

CORNERSTONE MONTESSORI ELEMENTARY SCHOOL

GLOBAL ACADEMY

GREEN ISLE COMMUNITY SCHOOL

HARBOR CITY INTERNATIONAL SCHOOL

KALEIDOSCOPE CHARTER SCHOOL

LAKES INTERNATIONAL LANGUAGE ACADEMY

SCHOOLCRAFT LEARNING COMMUNITY

SPECTRUM HIGH SCHOOL

TREKNORTH JUNIOR AND SENIOR HIGH

School Application Form



Schoolcraft Learning Community

PO Box 1685 * Bemidji, MN 56619 * www.schoolcraft.org * learn@schoolcraft.org
(218)586-3284; fax (218)586-3285
Curiosity Compassion Creativity

Instructions: Complete this form (one per family) and send it to Schoolcraft Learning Community, PO Box 1685, Bemidji, MN 56619. Use the back of this form for additional children or to provide expanded comments as needed.

Last Name: _____ Today's Date: _____
Number of children applying for Schoolcraft admission: _____
First Name(s) of Parent(s) or Guardian(s): _____
Mailing Address: _____
City: _____ ZIP: _____ School District: _____
Phone (Day): _____ (Evening): _____ Township: _____
E-mail Address: _____ School Year Applying For: _____

Student Name _____

Grade in application year _____

If Kindergarten, is birthdate on or before September 1 of application year? ____ Yes ____ No

Student Name _____

Grade in application year _____

If Kindergarten, is birthdate on or before September 1 of application year? ____ Yes ____ No

Student Name _____

Grade in application year _____

If Kindergarten, is birthdate on or before September 1 of application year? ____ Yes ____ No

Schoolcraft is an Equal Opportunity Employer and Educator and we welcome applications from all persons without regard to race, religion, gender, sexual orientation, and intellectual, artistic, or physical ability. According to Minnesota Charter School law, a lottery to establish waiting list order from which openings at each grade level are filled will be held each February for the following school year. Siblings of currently enrolled students are given preference in the waiting list order to keep families together whenever possible. Turtle River Township families are given preference per Minnesota Statute 124D.10.Subd.9. You can visit our website at www.schoolcraft.org for further details.

Enrollment Form



Schoolcraft Learning Community

PO Box 1685 * Bemidji, MN 56619 * www.schoolcraft.org * learn@schoolcraft.org
(218)586-3284; fax (218)586-3285
Curiosity Compassion Creativity

Instructions: This form is to be completed after students are accepted into Schoolcraft Learning Community. Complete this form and return it to the Schoolcraft Learning Community office. Use the back of this form for additional children or to provide expanded comments as needed.

Student First Name: _____ Student Last Name: _____
Middle Name: _____ Student Date of Birth: _____
Name(s) of Parent(s) or Guardian(s): _____
Mailing Address: _____
City: _____ ZIP: _____ School Transferring from: _____
Phone (Day): _____ (Evening): _____ Cell phone: _____
E-mail Address: _____ Does this student have special needs? _____

Anything else you would like to share with us as we start our learning journey together? _____

Please complete this if you are enrolling more than one child in Schoolcraft Learning Community. Thank you!

Student First Name: _____ Student Last Name: _____
Middle Name: _____ Student Date of Birth: _____
School Transferring from: _____ Does this student have special needs? _____

Anything else you would like to share with us as we start our learning journey together? _____

Student First Name: _____ Student Last Name: _____
Middle Name: _____ Student Date of Birth: _____
School Transferring from: _____ Does this student have special needs? _____

Anything else you would like to share with us as we start our learning journey together? _____

Schoolcraft is an Equal Opportunity Employer and Educator and we welcome applications from all persons without regard to race, religion, gender, sexual orientation, and intellectual, artistic, or physical ability. You can visit our website at www.schoolcraft.org for further details.