



# ***Schoolcraft Learning Community***

*An Expeditionary Learning™ Public Charter School*

**Annual Report**  
**September 15, 2015**  
Table of Contents

Introduction.....	3
School Mission Statement.....	3
Authorizer Information.....	3
School Governance.....	4
Board Members List.....	5 - 6
Annual Board Training Completed.....	7
School Board Goal Setting.....	8
School Management.....	8
Staffing/Teaching Faculty Information.....	9 - 10
School Admissions and Enrollment.....	11
Academic Program/School Performance.....	12 -14
School Climate.....	15
Finances.....	16
Innovative Practices.....	16- 19
Program Challenges.....	19 -20
Future Plans.....	20 - 21
Appendices.....	22
MCA Results.....	23 - 24
FY 14 Expenditure Matrix/ UFARS .....	25
Balance Sheet.....	26
Budget/ Non-Profit Status.....	27
VOA Governance and School Finance Awards.....	28
School Application Form and Enrollment Form .....	29

## Introduction

Schoolcraft Learning Community was awarded its first charter from the state of MN in April 2000. We opened our doors to those we serve in September 2000, offering an alternative education style to 150 students. Schoolcraft Learning Community is based on a shared conviction that enthusiasm and rigor are compatible and that students learn best in small group settings emphasizing individualized instruction, project orientation, and teamwork. We believe that local environment, culture, and history provide a bridge to global perspectives, a rich source of experiences and material, and that students should be encouraged to become significant contributors to their community. During the 2014-15 school year, Schoolcraft Learning Community served approximately 187 students in the Bemidji area. Reflecting on the school's successful completion of its fifteenth year, it is evident that our original vision, as stated, continues to be strong in our unique learning environment. Schoolcraft Learning Community is compliant with all 6 of the statutory purposes as outlined in Minnesota Statutes, section 124D.10, subdivision 14 (2011), but is especially proficient as an educational organization in the following areas: Improving Pupil Learning; Encouraging the Use of Different and Innovative Teaching Methods; and Creating New Professional opportunities for Teachers, including the opportunity to be responsible for the learning program at the school. Schoolcraft Learning Community has prepared this annual report in compliance with Minnesota Statute, 2011, 124D.10, subd.14.

## School Mission Statement

Schoolcraft Learning Community exists to help develop individuals to be self-directed, lifelong learners who have the skills and knowledge to confidently and compassionately navigate in the world.

## Authorizer Information



Schoolcraft Learning Community contracted with Volunteers of America (VOA) in June 2014 through 2018. **Main contact:** Stephanie Olsen, Senior Manager of the Charter School Authorizing Program **Address:** VOA-MN Education Center, 924 19<sup>th</sup> Avenue South, Minneapolis, MN 55404 **Cell:** (612)270-1998 **Email:** [solsen@voamn.org](mailto:solsen@voamn.org)

Volunteers of America has been actively involved in monitoring Schoolcraft Learning Community's performance and compliance. We had the privilege of two site visits this year in September 2014 and April 2015. We are thankful for our long-standing relationship with Stephanie Olsen as she has been very helpful to our school over the course of many years. Her vast experience and knowledge have been very helpful in supporting Schoolcraft's ability to maintain compliance in the very dynamic and complicated charter school environment. She attended our September 2013 board meeting.

## **School Governance**

Schoolcraft continues its commitment to govern and lead with excellence by utilizing the Policy Governance® model for Board Governance. The intention is to provide a clear framework for monitoring progress in meeting expectations for student achievement as established in the Ends Policies. The system has been helpful in providing accountability and communication between the board and administration. The Schoolcraft Learning Community School Board reviews its policies annually, and the School Director presents monitoring reports to the board throughout the school year, with each policy being addressed at least once annually, specifying how the policies are being followed.

The Schoolcraft Learning Community Board currently has 8 members, 4 of which are licensed teachers, following the April 2015 election. Mark Morrissey was re-elected for a 2-year term while Rob Maher was elected as community member. Shanna Reiners, Kristi Sorgenfrei were elected to teacher positions. Kristi Garbow was elected after Megan Crownholm's teacher resignation. Mark Morrissey was elected Board Chair in April 2015 with Sara Dreyer serving as Board Records officer. The Schoolcraft Board is compliant with statutory board training requirements. The plan is for newly elected board members to complete their board training within the required time frame.



**2014-15 Schoolcraft Learning Community Board Members**

<b>Name/Contact Info</b>	<b>Occupation/File Folder if applicable</b>	<b>Date Elected/Appointed</b>	<b>Date Seated</b>	<b>Term Ends</b>
Sara Dreyer 1877 Becida Road SW Bemidji, MN 56601 <a href="mailto:sarad@schoolcraft.org">sarad@schoolcraft.org</a> 218-751-9381	SLC Sped Teacher #298343	04/14	05/14	04/16
Stacy Bender-Fayette 3620 Gryce Stine Rd. NE Bemidji, MN 56601 <a href="mailto:stacy@schoolcraft.org">stacy@schoolcraft.org</a> 218-243-2698	SLC Teacher (Technology Integration) SLC Parent #381011	04/12	05/12	04/15
Dacia Dauner 7596 Miltna Dr. SW Bemidji, MN 56601 218-766-0640	SLC Parent	04/14	05/14	04/16
Sarah Wilson 1710 15 <sup>th</sup> Street NW Bemidji, MN 56601 <a href="mailto:sarah@schoolcraft.org">sarah@schoolcraft.org</a> 218-368-0576	SLC Teacher (K-1) #436311	04/12	05/12	04/16 resigned in 10/15
Megan Crownholm 2851 Grantwood Court NW Bemidji, MN 56601 <a href="mailto:megan@schoolcraft.org">megan@schoolcraft.org</a> 218/368-7664	SLC Teacher #468394	4/14	05/14	04/16
Mark Morrissey 410 Main Ave. Turtle River, MN 56601 <a href="mailto:mark@schoolcraft.org">mark@schoolcraft.org</a> 218-209-1707	Board Chair SLC Parent	04/13	05/13	04/17
Erica Harmsen 2842 Sunnyside Road NE Bemidji, MN 56601 <a href="mailto:erica@schoolcraft.org">erica@schoolcraft.org</a> (218) 556-7899	SLC Parent	04/14	05/14	04/16

Kristi Sorgenfrei 922 Dewey Ave. NE, Bemidji, MN 56601 <a href="mailto:Kristine@schoolcraft.org">Kristine@schoolcraft.org</a> (651) 769-7261	SLC Teacher (2-3) #478186	04/15	05/15	04/17
Shanna Reiners 1480 Little Turtle Road NW Bemidji, MN 56601 <a href="mailto:shanna@schoolcraft.org">shanna@schoolcraft.org</a> (218) 243-2530	SLC Teacher (2-3) #429632	04/15	05/15	04/17
Robert Maher 3613 Cedar Lane NW Bemidji, MN 56601 <a href="mailto:robmaher@schoolcraft.org">robmaher@schoolcraft.org</a>	Community Member	04/15	05/14	04/17
Tim Goodwin 2127 Edgewood Drive SE Bemidji, MN 56601 (507) 403-9296	Community Member	10/14	10/14	04/15
Hilary Phukan 1430 Old Crossing Trail Bemidji, MN 56601 (218) 759-1973 <a href="mailto:Hilary@schoolcraft.org">Hilary@schoolcraft.org</a>	SLC Teacher (4-5) #389004	10/14	10/14	04/15

## Annual Training Completed by Board Members in 2014-15

Member Name	Type	Date	Location
All Board Members	Board Goal Setting and Policy Governance	July 2014	Bemidji, MN
All Board Members	Financial Update – Audit Information	November 2014	Bemidji, MN
Mark Morrissey	Board Trainings	Nov 2013, May 2014	Bemidji, MN
Megan Crownholm	Intro to Board Governance School Finance Board Role/Personnel Mgmt	11/11/2014 11/6/2014 4/3/2015	St. Paul, MN Online online
Sara Dreyer	Intro to Board Governance School Finance Employment in Charters	11/11/2014 10/22/2014 5/9/2015	St. Paul, MN Online Bemidji, MN
Erica Harmsen	Intro to Board Governance Employment in Charters School Finance	5/9/2015 5/9/2015 12/12/2014	Bemidji, MN Bemidji, MN online
Dacia Dauner	Intro to Board Governance Employment in Charters School Finance	5/9/2015 10/22/2014 11/21/2014	Bemidji, MN Online St. Paul, MN
Kristi Sorgenfrei	Intro to Board Governance Employment in Charters	5/9/2015 5/9/2015	Bemidji, MN Bemidji, MN
Shanna Reiners	Intro to Board Governance Employment in Charters	5/9/2015 5/9/2015	Bemidji, MN Bemidji, MN

## School Board Goal-Setting

Goals for the 2014-15 school year included:

1. Define SLC's Culture and Uniqueness
2. Strengthen and Sustain Expeditionary Learning (EL)
3. Communication: Communicate SLC 2017 Vision and EL Story
4. Funding: Create Opportunities for Ongoing Financial Support

## School Management

Our director, Scott Anderson, has been a steadfast leader for Schoolcraft Learning Community since our inception in 2000. Director Anderson completed his Masters of Science in Educational Leadership in May 2011, and attained his Administrative License in K-12 Education in October 2011. Rita Poulton, Business Manager, also has been with Schoolcraft since 2000. These two, along with Tracy Schoenfelder and Angie Jensen, Office Support, and Shelly Olson, Special Education Paraprofessional, serve as our School Administrative Team. Sarah Wilson will serve as the Instructional Guide, and Alison Drietz will serve as the Operations Coordinator at Schoolcraft. They joined the team in June 2014.

The Director is evaluated on an annual basis by a school board subcommittee. The staff and board complete an online Director Evaluation through Survey Monkey. The results are tabulated and reviewed by the committee and Director. Goals are then established for the upcoming school year.

Inherent in the Expeditionary Learning design is the emphasis on collaborative teaching and learning and creating of a strong school culture. Schoolcraft Learning Community staff members strive to provide this collaborative spirit. Small or large group meetings are held to discuss major decisions, with the final decision responsibility lying with the Director. Director Anderson has an Open Door Policy and encourages staff to approach him with any concerns they may have. The Director is formally evaluated once per year by the Board utilizing staff and Board input, compared to the Director Limitations Policies.

Our classroom teachers were stable during the 2014-15 school year. Staff mobility is indicated on the following tables. Schoolcraft contracts for the following services: Special Education Director, Occupational Therapist, Special Education Evaluative Services, Food Service, Janitorial and Maintenance, French, and Conflict Management.

## 2014-15 Schoolcraft Learning Community Management/Administrative Team/Support Staff

Name	File#	Assignment	Years Employed by the School	Left During 14/15	Not Returning 15/16
Scott Anderson	304008	Director	15		
Rita Poulton		Business Manager	15		
Tracy Schoenfelder		Office Support	9		
Angie Jenson		Office Support	4		
Michelle Olson		Special Education Para	14		
Carol Weeks		Special Education Para	9		
Sarah Wilson	436311	Instructional Guide	6		
Dianne Bergeron		Special Education Para	2		
Kellie Lindquist	450193	Special Education Para	4	x	x
Sara Godding	380432	Title 1 Teacher	3		
Brenda Claypool		Special Education Para	2		
Heather Ehli		Special Education Para	3		
Kathy Douglas		Special Education Para	3		
Emily Williams		Special Education Para	2	x	x
Abby Coutlee		Special Education Para	2		
Kim Krueger		Occupational Therapist	Contracted - 4		
Alison Drietz		Operations Manager	1		
Mark Bjornrud		Special Education Para	1		
Seth Bjornrud		Special Education Para	1		x
Laurie Getshel		Special Education Para	1		
Angelina Soli		Special Education Para	1		
Sarah Schmidt		Special Education Para	1		
Caige Jambor		Special Education Para	1		

## 2014-15 Teaching Faculty Information

Name	File#	Assignment/Subject	Years Employed by the School	Left During 14-15	Not Returning 15-16
Judith Bing	332375	Grades 4-5	15		
Sara Breeze	329322	Grades 6-8 LA	15		
Gen Hayle	304032	Special Ed Teacher	2		
James Conway	257579	Grades 6-8 Science	14		
Marilyn Delaney	380911	Grades 6-8 Math	13		
Megan Crownholm	468394	Grade 4 Teacher	3		x
Shanna Reiners	429632	Grades 2-3	8		
Carla Patch	339681	Special Ed Teacher	15		
Hilary Phukan	389004	Grades 4-5	15		
AnnaMae Sovick	415336	K- 1 Teacher	7		
Sara Dreyer	298343	5-8 Special Ed.	12		
Kristin Sorgenfrei	478186	2- 3 Teacher	2		
Theora Snyder	439481	K-8 PE	4		
Megan Goplin	477570	K-8 French	Contracted - 1	x	x
Stacy Bender-Fayette	381011	Tech. Int. Specialist	6		x
Linda Simons	305984	Speech Language	9		x
Frances VanDorn	324186	Orchestra	11		
Sharleen Zeman-Sperle	400256	SEL Teacher	Contracted - 2		
Kristi Garbow	337711	4-5 Special Ed.	7		
Brittany Miller	478522	Long Term Sub K	1	x	
Jessica Binstock	478488	General Music/Choir	1		x
Sarah Stewart	482771	K – 8 Art Teacher	1		x
Anna Wallin	938468	K-1 Teacher	1		

## School Admissions and Enrollment

Schoolcraft Learning Community had relatively consistent student enrollment for the 2014-15 school year, beginning our year with 187 enrolled students, and ending our year with 187. We maintained waiting lists for every grade levels except grade 8, which was exhausted during the school year. We had a total of 17 students drop at the end of the 2014-15 school year, and added 30 new students for the start of 2014-15. Our projected enrollment for 2015-16 is 188 students, and we currently have a waiting list at every grade level, except grade 8. Applications for admission are continually submitted throughout the year resulting in names being continually added to our waiting list. This process shows a continued need for the type of educational learning opportunities that Schoolcraft Learning Community is offering.

Schoolcraft Learning Community's admission's process begins with the completion of an application, which is usually completed online through our website, but can also be completed using a paper application requested from the school. Once the school receives the application, student names/grades are added to the interest list for a particular year if prior to the occurrence of the annual lottery in February, or to the bottom of the waiting list if received post-lottery. Priority for classroom placement is given to siblings of currently enrolled students and children of Schoolcraft staff. The February lottery process establishes the waiting list order for the upcoming school year, and student openings are filled from this waiting list. Once a student opening is offered and accepted, further information is gathered on the enrollment form to complete the enrollment process. Scans of the application and enrollment forms are included in the appendices.

Student Enrollment Trends

School Year	K	1	2	3	4	5	6	7	8	Student Retention Rates
2010-11	18	18	33	19	19	18	20	15	14	95%
2011-12	20	20	20	30	20	20	21	11	17	96%
2012-13	18	36	20	20	30	16	22	17	14	86%
2013-14	18	19	19	19	19	27	17	16	16	87%
2014-15	20	20	19	38	19	19	23	17	16	88%

## Academic Program/School Performance

Schoolcraft Learning Community contracts with Expeditionary Learning Schools (EL) to provide in-service training to our staff around developing curriculum that is engaging, in-depth, while imbedding Minnesota Graduation standards into our expeditions. We have been an EL school since we began in 2000. Expeditions are in-depth investigations into a topic or a learning area. They incorporate ideas and learning goals from as many of the subject areas as possible, knowing that the more you can associate one with another, the better the understanding and retention of knowledge. The expeditions aim to encourage student participation in the developmental process, as well as for student proficiency in the topics studied.

As we engage our students' learning through expeditions, we are required to teach our students a level of proficiency according to the expectations of the Minnesota Department of Education. Our VOA target MCA Reading goal of 57% was exceeded as we achieved a school-wide score of 70%. Our VOA school-wide MCA Math score of 65% did not meet our VOA goal of 67%

Following our 2014-15 Board Directed School Goals, professional development opportunities were created throughout the year utilizing our Expeditionary Learning School Designer and EL Resources. Two individuals attended the National EL Conference in December, with one being a presenter. Two individuals attended an EL Workshop on, "Assessment in Daily Instruction." These two individuals then presented a workshop to the entire staff in February 2015 on Student Engaged Assessment. Our Instructional Guide attended an Instructional Coaching Institute in October 2014. Five Individuals completed CPI training throughout the 2014-15 school year, with one being trained as a trainer. Schoolcraft also hosted EdCamp in March with over 90 individuals from across the state and North Dakota was in attendance on the BSU campus. The entire staff attended Blood Borne Pathogens training in November 2014.



Our school increased the amount of Expeditionary Learning Professional Development opportunities for our staff, during the 2014-15 school year, per our Board Directed School Goals for 2014-15. The Leadership Team created an Overall Work Plan. They aligned the professional development opportunities to the work plan and created the Professional Development Calendar. The Leadership Team reviewed and selected a new math curriculum for the 2015-16 school year.

The following information is taken from our 2014 Spring MCA Testing Events at Schoolcraft Learning Community.

### **Percent Meeting or Exceeding on MCA III Reading 2014-15 School Year**

Grade Level	# Students Tested	Percent Meeting	Percent Exceeding
3	36	42	6
4	17	41	18
5	20	70	15
6	19	42	37
7	15	47	40
8	17	53	35
Overall	124	70% Meeting or Exceeding	

### **Percent Meeting or Exceeding on MCA III Math 2014-15 School Year**

Grade Level	# Students Tested	Percent Meeting	Percent Exceeding
3	36	42	0
4	17	41	41
5	21	48	5
6	19	21	47
7	15	33	40
8	17	47	41
Overall	125	63% Meeting or Exceeding	

### Percent Growth on MCA III Reading 2014-15 School Year –

	# Students	% In Each Category
% Not Proficient Showing High Growth	16	19.3
% Not. Proficient Showing Medium Growth	5	6.0
% Not Proficient Showing Low Growth	8	9.6
% Proficient Showing High Growth	27	32.5
% Proficient Showing Medium Growth	19	22.9
% Proficient Showing Low Growth	8	9.6
Total	83	99.9

### Percent Growth on MCA III Math 2014-15 School Year–

	# Students	% In Each Category
% Not Proficient Showing High Growth	17	20
% Not. Proficient Showing Medium Growth	11	12.9
% Not Proficient Showing Low Growth	4	4.7
% Proficient Showing High Growth	26	30.6
% Proficient Showing Medium Growth	24	28.2
% Proficient Showing Low Growth	3	3.5
Total	85	99.9

## School Climate

Schoolcraft Learning Community consistently has good parental involvement on a weekly basis, but especially for special events, such as our WinterFest, Open Mic Event, and Annual Summer Potluck. We have excellent parental involvement in parent-teacher conferences held twice per year, with the overall percentage for both across grade levels being 90%. Each grade level hosts two “Celebrations of Learning” each year, which averaged approximately 75% family attendance. Schoolcraft holds two public concerts per year, featuring our choirs, orchestras, and French program, at which we average 400+ people in attendance per concert. These concerts are open to the public, and advertised in the wider Bemidji community.

We conducted a parent survey in the Spring 2015, which had 74 responses out of 140 families, a 59% response rate. Each area was rated in effectiveness from 1 to 5, with 5 being the most effective. Relevant data is as follows:

- From the Student’s Perspective
  - 98.3% of responses rated Schoolcraft’s culture and feeling of safety at 3 or above, with an overall average rating of 4.55.
- Regarding Schoolcraft’s academics and philosophy
  - 98.5% of responses rated Schoolcraft’s academic effectiveness and the importance and personal knowledge of our learning philosophy (EL) as a 3 or above, with an overall rating of 4.45.
- Regarding Schoolcraft’s curriculum
  - 97.5% of responses rated Schoolcraft’s curriculum areas at a 3 or above in satisfaction, with an overall average rating of 4.5.

## Finances

- **FY 14 Financial Status**

Schoolcraft Learning Community finished the fiscal year of 2014-15 with a fund balance of \$720,671. This figure is 31.5% of our operating budget, which has allowed us to avoid the issue of borrowing additional funds. Like all schools, we kept a sharp eye on overall expenditures to maintain a positive cash balance throughout the school year. Our July 2015 audit by Miller McDonald, Inc. found no material weaknesses or findings and Schoolcraft did receive both VOA's Finance Award and the Minnesota Department of Education Finance Award for our attention to financial reporting and the success of our audit. Our school maintains a finance committee made up of staff/parents/board members that provide financial recommendations to the school director. Financial updates/statement are given to the Board during each monthly Board meeting. Schoolcraft Learning Community is in solid financial condition.

- **The following documents are included in the appendices:**

FY 14 Overview; 2014 School Finance Award letter; 2014 Volunteers of America Finance Award; FY 14 Budget; and UFARS audit information. Our current policies, by laws and budgetary information are posted on our website, [www.schoolcraft.org](http://www.schoolcraft.org). State mandated school board training completed by all current board members in the required time frame.

## Innovative Practices and 2014-15 Awards

- **Awards**

Schoolcraft Learning Community received both the MDE and the VOA Finance Awards during the 2014-15 school year. Schoolcraft Learning Community also received the VOA Board Governance Award and Academic Award. SLC was labeled a Minnesota Reward School for the third year in a row. SLC was awarded the "Commitment to Excellence Award" from the Peacemaker Foundation of Minnesota for our exemplary commitment to Bullying and the teaching of positive relational skills.

- **Technology**

Schoolcraft Learning Community continued year four of our 1:1 iPad Program in our Middle School during the 2014-15 school year. Our students also had exposure to the use of GPS Units, iPods, MacBooks, Cameras, Recording Equipment, Skype, Voice Thread, iPhoto, iMovie, and many other resources. We purchased 60 Chrome Books for the 2015-16 school year for the Middle School students.

- **Engaging Expeditions**

Each year, the learning expeditions have become richer in integrating academic content from various disciplines. From food and transportation, to ancient civilizations, from Lewis & Clark to our local heritage and geology, to “What Makes a Schoolcrafter,” to the Civil War, the expeditions engage the students in active learning. Our teaching staff develops expeditions based upon their passions and the passions of their students, embedding the Minnesota Graduation Standards within, while creating an in-depth study in which students can immerse themselves.

- **Service Learning and Community Involvement**

Crews at each grade level have service learning embedded into their expeditions. For example, our 1st graders created human powered transportation displays in downtown Bemidji to educate the community on alternative modes of transportation. Our 7<sup>th</sup> graders rode their bicycles in the Great Cycle Challenge to raise funds to fight childhood cancer and created Five Habits of Scholarship to be implemented into the social curriculum at SLC. Peacemaker Club (an after school club) hosted a family event at BSU and accepted donations for the food shelf. They raised \$60.00 and over 45 pounds of food. Members of our Orchestras share their music at area clinics and hospital during the Christmas season. Our staff, during our first staff day of the school year, had the opportunity to serve Concordia Language Villages by cleaning the cabins at the Russian Village.

- **Foreign Language and Social Emotional Learning**

Schoolcraft offers French and Social Emotional Learning at every grade level, K- 8. Schoolcraft Learning Community believes that early and continued language learning is very beneficial. In addition to weekly French times, we offer immersion opportunities through special events and French lunch times. Schoolcraft also initiated a French Enrichment Program for those students who wanted to more aggressively learn the language. Conflict management skills are some of the hardest skills any person must learn, and we believe that teaching these skills to all of our students at every grade level helps prepare them to be good

community members, both presently and in the future. We enhance these skills in the upper grades through access to the “Peacemakers”, the “STAR Team”, and “Peer Mediation” opportunities.

- **Music Enrichment programs**

Schoolcraft offers orchestra and choir instruction to any interested students in grades K-8 and piano instruction to all K-1 students. This helps foster the love of music at an early age. We also incorporate extra experiential music time for the K-1 crews at various times throughout the year. Orchestra for students in grades 2/3 continued this past school year.

- **Portfolio Presentations**

Students are required to “show what they know” through formal portfolio presentations in front of a meaningful audience. These presentations are considered “required” for passing grades 5 and 8 and have been credited with helping prepare the students for public speaking opportunities in their future.

- **Special Education Inclusion**

We have a strong belief in the importance of inclusion of special needs students within the classroom environment. We provide additional support in the classroom whenever possible, with pullout sessions only when warranted. This enhances the student’s feeling of community within his/her class.

- **Wellness Policies**

We recognize that a student who feels safe and connected to their school and is properly nourished and healthy has a greater chance of attending school on a regular basis, performing better in the classroom, and becoming a functioning member of the school-community. This year we again surveyed our students with the Olweus bullying surveys to determine our school climate and feelings of safety for each student. We will analyze the results and make appropriate changes in the upcoming school year and conflict management curriculum. We continue to offer breakfast to every student and high quality lunches within our hot lunch program.

- **Expeditionary Learning**

Schoolcraft has contracted with the Expeditionary Learning since our inception. The design principles and the core practices, along with the support for our curriculum building/design and staff training, is integral to

what makes Schoolcraft special. School culture is modeled and developed through our knowledge of Expeditionary Learning.

- **Small Class Sizes/Small Caring Community**

Schoolcraft boasts a student to adult ratio of 7:1, with most crews being at 19 or less, which enhances student learning through smaller, less chaotic learning environments. Our 2014-15 student population was 187. This created an environment where one could know every student's name. In addition, each student is encouraged to have at least one adult that they can confide in. In all past surveys, both staff and community based, our caring community atmosphere is referenced as one of our greatest strengths. Staff meets students as they get off of the bus in the morning, and again before they leave on the buses at the end of the day. Students eat breakfast every day with their crew, giving students time to connect with their peers and the adults in their classroom in a more informal setting. Crews have "circle time" every morning with their crews for 20 minutes. It is a time to connect, share, regroup, and get ready for a successful day at school.

## Program Challenges

- **Moving**

A challenge that the school has always had is the necessity to move in (every fall) and out (every spring) of the Concordia Language Villages (CLV) buildings. The setting is so conducive to the learning atmosphere staff members want to create. However, the impact of moving on students and staff is significant. Each spring, all classroom items are packed in semi-trailers, which are stored over the summer at a location inaccessible to staff. Teachers spend considerable instruction time packing and unpacking school items. Many expendable items that could be used from year to year are discarded because of the likelihood that they would be damaged on the semi-trailer. Indeed, many items are damaged during the move and storage. Another major challenge with the move is that the administrative offices need to tear down and set up their offices twice per year. A permanent administrative space would be a definite benefit.

- **Space**

Schoolcraft does continually struggle with space issues. We do not have gymnasium facilities to use for Physical Education, and use our cafeteria space for Physical Education during inclement weather. This means we spend significant staff time setting and re-setting the cafeteria space depending on who is using

the space. We also quite often struggle with teaching/activity space. Creativity and flexibility are highly valued commodities in handling these challenges.

- **Special Education**

24% of our students received Special Education services during the 2014-15 school year. We continue to work on identifying ways to meet our students' needs within the classroom setting if at all possible, as Expeditionary Learning is easier to grasp if the students are in class.

- **High Poverty Levels**

55% of our students were eligible for free and reduced lunches during the 2014-15 school year.

- **Time Constraints**

We are challenged by a shortened school day due to our location and the logistics of our busing arrangements with ISD #31. We are also challenged by a potentially shorter school year than our local district due to our lease arrangement with Concordia Language Villages. This does limit the total number of student contact days that we are able to have, as we are not allowed to hold school if busing is not made available to our students.

- **Technology**

Challenges in technology range from networking issues tied to our location, to creating an equipment replacement cycle and plan for future years. We purchased most of our equipment with the E2T2 grant monies in 2010, but will need to fix and/or replace equipment without that money. With state budget cuts, the amount of money needed for replacements/repairs may not be available.

## **Future Plans and World's Best Workforce**

Board goals for 2015-16 and 2016-17 school years include:

1. SLC 2017: Define SLC's Culture and Uniqueness
2. EL: Strengthen and Sustain Expeditionary Learning
3. Communication: Communicate SLC 2017 Vision and EL Story
4. Funding: Create Opportunities for Ongoing Financial Support



In Schoolcraft's VOA contract we set goals for proficiency and growth. Our proficiency goal for reading is as follows: the percentage of all students enrolled October 1 in grades 3-8 at SLC who earn an achievement level of Meets the Standards or Exceeds the Standards on all reading state accountability tests (MCA, MOD, MTAS) will increase from 57.4% in 2015 to 62.4% in 2016 (increase of 5 percentage points).

Our proficiency goal for math is as follows: the percentage of all students enrolled October 1 in grades 3-8 at SLC who earn an achievement level of Meets the Standards or Exceeds the Standards on all math state accountability tests (MCA, MOD, MTAS) will increase from 67.7% in 2015 to 70.7% in 2016 (increase of 3 percentage points).

Our proficiency goal for science is as follows: the percentage of all students enrolled October 1 in grades 3-8 at SLC who earn an achievement level of Meets the Standards or Exceeds the Standards on all science state accountability tests (MCA, MOD, MTAS) will increase from 69.9% in 2015 to 70.9% in 2016 (increase of 1 percentage point).

Our growth goal for reading is as follows: the average growth score on the state math accountability tests (MCA, MOD, MTAS) for all students enrolled the full academic year and taking the same test in consecutive testing years in grades 3-8 at SLC will increase from 0.1054 in 2015 to 0.1104 in 2016 (increase of 0.005).

Our growth goal for math is as follows: the average growth score on the state reading accountability tests (MCA, MOD, MTAS) for all students enrolled the full academic year and taking the same test in consecutive testing years in grades 3-8 at SLC will increase from 0.1303 in 2015 to 0.1353 in 2016 (increase of 0.005).

The World's Best Workforce report will be published annually and placed on the district website.

## Appendices

- MCA Results
- FY 14 Expenditure Matrix and UFARS
- Balance Sheet
- Budget and Non-Profit Status
- VOA Governance and School Finance Award
- School Application and Enrollment Form

## MCA test results

### Reading

**Test Results:** How are students performing academically?

**Share This Report**

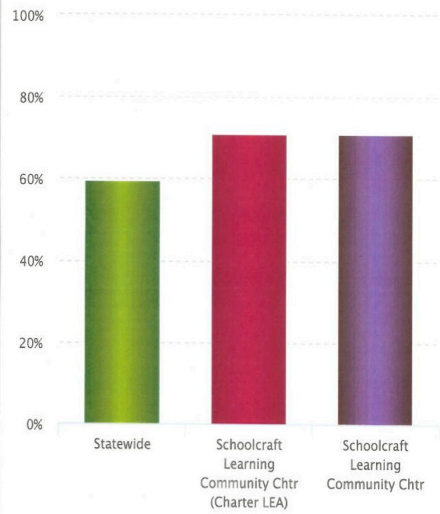
- 
- 
- 
- 

#### Schoolcraft Learning Community Chtr Schoolcraft Learning Community Chtr

Subject: Reading, Year: 2015, Grade: All Grades

2015 Proficiency

**2015 Proficiency**



Organization Name	Percent Proficient	Number Proficient	Number Tested
Statewide	59.5%	262,340	440,602
Schoolcraft Learning Community Chtr (Charter LEA)	70.9%	90	127
Schoolcraft Learning Community Chtr	70.9%	90	127

## Math

**Test Results:** How are students performing academically?

**Share This Report**

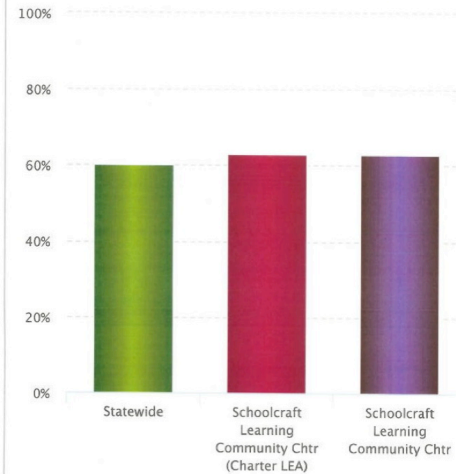
- 
- 
- 
- 

#### Schoolcraft Learning Community Chtr Schoolcraft Learning Community Chtr

Subject: Math, Year: 2015, Grade: All Grades

2015 Proficiency

**2015 Proficiency**



Organization Name	Percent Proficient	Number Proficient	Number Tested
Statewide	60.2%	264,249	438,838
Schoolcraft Learning Community Chtr (Charter LEA)	63.0%	80	127
Schoolcraft Learning Community Chtr	63.0%	80	127

- [Go to Main Navigation](#)
- [Go to Main Content](#)

## Science

**Test Results:** How are students performing academically?

### Share This Report

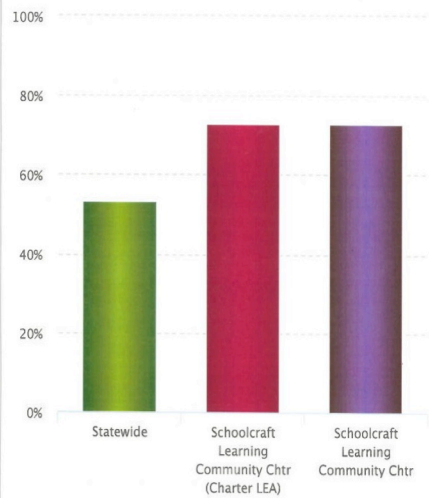
- 
- 
- 
- 

#### Schoolcraft Learning Community Chtr Schoolcraft Learning Community Chtr

Subject: Science, Year: 2015, Grade: All Grades

2015 Proficiency

2015 Proficiency



Organization Name	Percent Proficient	Number Proficient	Number Tested
Statewide	53.4%	98,489	184,592
Schoolcraft Learning Community Chtr (Charter LEA)	73.0%	27	37
Schoolcraft Learning Community Chtr	73.0%	27	37

# Expenditure Matrix

Schoolcraft Learning Community Expenditures / Budget FY15 July 1, 2014 - June 30, 2014				
	Budget	YTD expens	YTD %	
<b>Admin/Board &amp; Director</b>				<b>06/30/3015</b>
Salaries	\$63,460	\$63,835	101%	100% fiscal yr
Benefits	\$17,548	\$16,554	94%	100% schl yr
Train/Sponsor	\$20,500	\$21,406	104%	
Supplies	\$0	\$0		
<b>TOTAL</b>	<b>\$100,508</b>	<b>\$76,316</b>	<b>76%</b>	
<b>District Support</b>				
Salaries	\$119,359	\$119,438	100%	
Benefits	\$32,570	\$31,892	98%	
tele.post.srv	\$31,799	\$30,003	94%	after budget amendment
Supplies	\$4,000	\$3,336	83%	
interest/equip	\$1,500	\$1,630	109%	
memberships	\$6,000	\$5,988	100%	
<b>TOTAL</b>	<b>\$195,228</b>	<b>\$192,288</b>	<b>98%</b>	
<b>Ed Instruction</b>				
Salaries	\$634,931	\$636,700	100%	
Benefits	\$171,850	\$166,891	97%	
consultants	\$91,297	\$87,888	96%	*includes fieldwork
Supplies	\$43,806	\$43,261	99%	new math curriculum
equipment	\$32,300	\$31,576	98%	new 6-8 chromebook compters
memberships	\$0	\$0	0%	
<b>TOTAL</b>	<b>\$974,185</b>	<b>\$966,316</b>	<b>99%</b>	
<b>Special Ed Inst</b>				
Salaries	\$520,811	\$534,770	103%	
Benefits	\$164,302	\$151,019	92%	
consultants	\$65,065	\$77,761	120%	
Supplies	\$2,283	\$2,684	118%	
equipment	\$0	\$0	0%	
<b>TOTAL</b>	<b>\$752,462</b>	<b>\$766,236</b>	<b>102%</b>	
<b>Staff Development</b>	<b>\$26,793</b>	<b>\$28,167</b>	<b>105% **</b>	
<b>Health Services</b>	<b>\$8,128</b>	<b>\$7,826</b>	<b>96%</b>	needs budget amendment
<b>Building site</b>	<b>\$332,700</b>	<b>\$326,267</b>	<b>98%</b>	includes project managers
<b>Property Insur</b>	<b>\$13,955</b>	<b>\$12,283</b>	<b>88%</b>	
tran to FNS	\$15,581	\$14,561	93%	
<b>All General Fund To</b>	<b>\$2,420,529</b>	<b>\$2,415,740</b>	<b>100%</b>	
<b>Food Service</b>				
Contracted	\$137,081	\$121,989	89%	
<b>All Total</b>	<b>2,557,610</b>	<b>2,537,729</b>	<b>99%</b>	
<b>Revenue</b>	<b>2,515,538</b>	<b>2,528,831</b>	<b>101%</b>	
<b>Revenue over Expenditures Ac</b>				<b>-\$8,898</b>

# UFARS

07/24/15 UNIFORM FINANCIAL ACCOUNTING AND REPORTING STANDARDS COMPLIANCE REPORT UNAUDITED UFARS DATA SUBMITTED DISTRICT: 4058-07 SCHOOLCRAFT LEARNING COMMUNITY C06/30/15				COM010405807: DATA AS OF 07/24/15
*01 GENERAL FUND*				*06 BUILDING CONSTRUCTION*
TOTAL REVENUE	2,407,155			TOTAL REVENUE
TOTAL EXPENDITURES	2,402,150			TOTAL EXPENDITURES
460 NON SPENDABLE FUND BALANCE	11,132			460 NON SPENDABLE FUND BALANCE
RESTRICTED/RESERVE:				RESTRICTED/RESERVE:
403 STAFF DEVELOPMENT				407 CAPITAL PROJECTS LEVY
405 DEFERRED MAINTENANCE				409 ALTERNATIVE FAC. PROGRAM
406 HEALTH & SAFETY				413 PROJECTS FUNDED BY COP
407 CAPITAL PROJECTS LEVY				RESTRICTED:
408 COOPERATIVE REVENUE				464 RESTRICTED FUND BALANCE
409 ALTERNATIVE FAC PROGRAM				UNASSIGNED:
413 PROJECT FUNDED BY COP				463 UNASSIGNED FUND BALANCE
414 OPERATING DEBT				
416 LEVY REDUCTION				*07 DEBT SERVICE*
417 TACONITE BUILDING MAINT				TOTAL REVENUE
423 CERTAIN TEACHER PROGRAMS				TOTAL EXPENDITURES
424 OPERATING CAPITAL				460 NON SPENDABLE FUND BALANCE
426 \$25 TACONITE				RESTRICTED/RESERVE:
427 DISABLED ACCESSIBILITY				425 BOND REFUNDINGS
428 LEARNING & DEVELOPMENT				451 Q2AB PAYMENTS
434 AREA LEARNING CENTER				RESTRICTED:
435 CONTRACTED ALT. PROGRAMS				464 RESTRICTED FUND BALANCE
436 ST. APPROVED ALT. PROGRAM				UNASSIGNED:
438 GIFTED & TALENT				463 UNASSIGNED FUND BALANCE
440 TEACHER DEVELOPMENT & EVAL				
441 BASIC SKILLS PROGRAMS				*08 TRUST*
445 CAREER & TECH PROGRAMS				TOTAL REVENUE
448 ACHIEVEMENT AND INTEGRATION				TOTAL EXPENDITURES
449 SAFE SCHOOLS LEVY				422 NET ASSETS
450 FREQUENTGATEWAY				
451 Q2AB PAYMENTS				*20 INTERNAL SERVICE*
452 OPEB LIAB NOT IN TRUST				TOTAL REVENUE
453 UNFUND SERV & RETIREMT LEVY				TOTAL EXPENDITURES
RESTRICTED:				422 NET ASSETS
464 RESTRICTED FUND BALANCE				
COMMITTED:				*25 OPEB REVOCABLE TRUST FUND*
418 COMMITTED FOR SEPARATION				TOTAL REVENUE
461 COMMITTED FUND BALANCE				TOTAL EXPENDITURES
ASSIGNED:				422 NET ASSETS
462 ASSIGNED FUND BALANCE	16,000			
UNASSIGNED:				*45 OPEB IRREVOCABLE TRUST FUND*
422 UNASSIGNED FUND BALANCE	720,671			TOTAL REVENUE
				TOTAL EXPENDITURES
*02 FOOD SERVICE*				422 NET ASSETS
TOTAL REVENUE	107,115			
TOTAL EXPENDITURES	121,989			*47 OPEB DEBT SERVICE FUND*
460 NON SPENDABLE FUND BALANCE				TOTAL REVENUE
RESTRICTED/RESERVE:				TOTAL EXPENDITURES
452 OPEB LIAB NOT IN TRUST				460 NON SPENDABLE FUND BALANCE
RESERVE:				RESTRICTED:
464 RESTRICTED FUND BALANCE	2,164			425 BOND REFUNDINGS
UNASSIGNED:				464 RESTRICTED FUND BALANCE
463 UNASSIGNED FUND BALANCE				UNASSIGNED:
				463 UNASSIGNED FUND BALANCE
*04 COMMUNITY SERVICE*				
TOTAL REVENUE				
TOTAL EXPENDITURES				
460 NON SPENDABLE FUND BALANCE				
RESTRICTED/RESERVE:				
426 \$25 TACONITE				
431 COMMUNITY EDUCATION				
432 E.C.F.E				
440 TEACHER DEVELOPMENT & EVAL				
444 SCHOOL READINESS				
447 ADULT BASIC EDUCATION				
452 OPEB LIAB NOT IN TRUST				
RESTRICTED:				
464 RESTRICTED FUND BALANCE				
UNASSIGNED:				
463 UNASSIGNED FUND BALANCE				
=====				
1) FUND BALANCE				747,80
2) EXPENDITURES				2,373,98

Fund Balance 31.5%

# Balance Sheet

r\_gl\_balods

## Schoolcraft Learning Community Balance Sheet Accounts Period Ending June 30, 2015

Page 1 of 1  
8/21/2015  
12:27:01

Sequence: Fd, Org, Pro, Fin, O/S, Crs

L	Fd	Org	Pro	Fin	O/S	Crs	Class	Sub	District Account Description	Starting Balance	Activity	Ending Balance
B	01	101	000				100	00	RiverWood checking acct	89,118.98	(66,288.89)	22,830.09
B	01	101	002				100	00	Security State Bank money market	1,053.86	0.48	1,054.34
B	01	101	003				100	00	RiverWood Money market	108,470.39	35,285.48	143,755.87
B	01	101	005				100	00	8th grade Trip Acct	1,517.55	739.79	2,257.34
B	01	104	002				100	00	Security State Bank CD	202,053.45	807.20	202,860.65
B	01	104	003				100	00	First Nat'l Bank CD	200,398.90	800.20	201,199.10
B	01	121	000				100	00	Due From MN CFL	269,529.12	23,815.57	293,344.69
B	01	122	000				100	00	Due Frm Fed.-MN CFL		196.10	196.10
B	01	131	000				100	00	Prepaid Expenditures/Deposits	12,958.78	(1,826.41)	11,132.37
B	01	201	000				200	00	Salaries Payable	(74,561.54)	(8,222.78)	(82,784.32)
B	01	206	000				200	00	Other Accts Payable	(12,809.98)	11,839.01	(970.97)
B	01	209	000				200	00	lpad deposits		(1,910.00)	(1,910.00)
B	01	215	001				200	00	Payroll Taxes Withheld	(6,831.95)	(456.03)	(7,287.98)
B	01	215	002				200	00	MN Payroll Taxes Withheld	(3,273.81)	(242.90)	(3,516.71)
B	01	215	003				200	00	FICA Payroll Taxes Withheld	(15,448.30)	(1,579.58)	(17,027.88)
B	01	215	004				200	00	TRA Deductions Withheld	(11,131.86)	(578.14)	(11,710.00)
B	01	215	005				200	00	PERA Deductions Withheld	(3,524.74)	(687.35)	(4,212.09)
B	01	215	006				200	00	403B W/H Payable	(1,380.00)		(1,380.00)
B	01	215	030				200	00	AFLAC	(41.85)		(41.85)
B	01	215	040				200	00	health insur w/h	1,658.21	(890.97)	767.24
B	01	215	060				200	00	HSA Plan	(396.00)	(356.40)	(752.40)
B	01	422	000				400	00	Unreserved Fund Balance	(728,400.21)	(14,663.13)	(743,063.34)
B	01	460	000				400	00	Nonspendable Fund Balance	(12,959.00)	1,826.63	(11,132.37)
B	01	462	000				400	00	Assigned Fund Bal Tech replacement	(16,000.00)	12,836.50	(3,163.50)
			01								(9,555.62)	(9,555.62)
B	02	115	000				100	00	Food Nutr Other Acct Rec	2,477.75	(313.42)	2,164.33
B	02	121	000				100	00	Due From CFL		1,498.10	1,498.10
B	02	464	000				400	00	Restricted Fund Balance	(2,477.75)		(2,477.75)
			02								1,184.68	1,184.68
B	98	143	000				100	00	Equipment	248,076.17	1,520.33	249,596.50
B	98	173	000				100	00	Accum Depr On Equip.	(157,074.58)	(30,138.72)	(187,213.30)
B	98	430	000				400	00	Net Investment in Fixed Assets	(91,001.59)	28,618.39	(62,383.20)
			98								(0.00)	0.00
Report Totals:											(8,370.94)	(8,370.94)

# Budget

# Non-Profit Status

Schoolcraft Learning Community Approved Budget Fiscal Year 2014-15				
	FY 13 budget 190 students	FY 14 budget 186 students	FY 15 budget 190 students	FY 15 budget 186 students
<b>Revenue</b>				
Gen Ed	\$1,258,862	\$1,259,534	\$1,379,851	\$1,354,015
Endowment			\$5,265	\$5,516
Literacy Aid	\$19,392	\$16,755	\$16,755	\$14,860
Lease Aid	\$178,200	\$183,150	\$188,644	\$188,644
Title I	\$44,559	\$44,945	\$42,149	\$42,149
tech fees	\$2,424	\$2,424	\$0	\$5,188
Title II	\$6,367	\$6,391	\$5,907	\$5,863
Spec Ed Fed	\$35,541	\$43,355	\$43,355	\$43,355
Spec ed State	\$435,727	\$514,517	\$674,234	\$684,237
interest/other	\$100	\$100	\$100	\$100
REAP grant	\$22,299	\$18,690	\$18,690	\$18,690
After school care				\$6,294
donations	\$2,700	\$2,700	\$2,700	\$14,675
Total	\$2,122,771	\$2,092,561	\$2,377,650	\$2,383,586
<b>Expenses</b>	2or3% inc	3% sal inc	3% or 1000 inc	3% or 1000 inc
Brd trng	\$4,000	\$4,000	\$4,000	\$4,000
site planning		\$5,000	\$5,000	\$19,600
Sponsor cost	\$15,000	\$16,000	\$16,500	\$16,500
Admin Sal & Benefit	\$198,132	\$215,146	\$228,938	\$228,938
moving/summer exp	\$9,000	\$9,000	\$9,000	\$11,500
phone,postage etc	\$10,000	\$10,000	\$10,000	\$10,000
Tchr Sal + Benefits	\$529,657	\$549,215	\$581,760	\$581,760
Spec Ed Salaries	\$462,948	\$514,517	\$704,234	\$714,237
Spec Ed Fed	\$38,377	\$43,355	\$43,355	\$43,355
Specialists	\$139,063	\$143,360	\$124,806	\$124,806
Title 1 401	\$57,810	\$52,437	\$35,396	\$35,396
Tech support	\$30,388	\$31,300	\$32,518	\$32,518
Conflict Manag	\$22,700	\$15,000	\$15,000	\$17,250
Subs	\$27,250	\$30,000	\$36,000	\$36,000
Instructional Supplie	\$26,500	\$30,000	\$30,000	\$44,000
Art & Music supplies	\$3,750	\$3,750	\$3,750	\$3,750
Technology	\$15,424	\$15,424	\$15,000	\$27,836
Field WWork	\$14,000	\$17,000	\$17,000	\$25,000
Facilities	\$198,000	\$203,500	\$209,600	\$209,600
Utilil & Maint	\$80,000	\$82,800	\$87,000	\$87,000
Consultants	\$8,875	\$8,875	\$9,875	\$11,324
Classroom spec/gue	\$4,000	\$4,000	\$4,000	\$4,000
Health	\$3,000	\$3,000	\$5,000	\$8,476
Insurance Liability	\$16,785	\$23,588	\$23,663	\$23,663
Work Comp	\$8,925	\$8,925	\$12,044	\$12,444
audit	\$8,175	\$8,585	\$8,975	\$8,975
Memberships	\$6,000	\$6,000	\$6,000	\$6,000
Software fee	\$9,500	\$9,500	\$9,500	\$9,500
Web site/Newspape	\$1,040	\$1,040	\$1,040	\$1,040
Staff Dvlp Travel	\$6,000	\$14,300	\$15,000	\$15,000
ELOB	\$9,500	\$15,700	\$17,700	\$17,700
furniture replacemer	\$6,000	\$6,000	\$6,000	\$6,000
Tran to Food Service		\$20,787	\$17,081	\$17,081
After school care		\$5,832	\$500	\$6,481
Total	\$1,969,799	\$2,126,936	\$2,345,235	\$2,420,730
<b>Rev/Expenses</b>	\$15,891	(\$34,375)	\$32,415	(\$37,144)
Carry over fund balance to fy14		35,331		
* Increase salaries to 3%,				
Food Service Fund 02				
Revenue: Lunch	\$79,800		\$82,000	
Breakfast	\$37,000		\$38,000	
Total		\$116,800		\$120,000
Expense: Lunch	\$95,018		\$95,018	
Breakfast	\$42,063	\$137,081	\$42,063	\$137,081
				<u>\$-17,081</u>



LORI SWANSON  
ATTORNEY GENERAL

## STATE OF MINNESOTA OFFICE OF THE ATTORNEY GENERAL

January 12, 2015

SUITE 1200  
440 MINNESOTA STREET  
ST. PAUL, MN 55101-2130  
TELEPHONE: (651) 296-9412

Sir or Madam  
Schoolcraft Learning Community  
P.O. Box 1685  
Bemidji, MN 56619

Re: Schoolcraft Learning Community (EIN: 411962483)  
Annual Report

Dear Sir or Madam:

I thank you for submitting the June 30, 2014 report for the above referenced organization. The organization's registration has been continued pursuant to the Minnesota Supervision of Charitable Trusts and Trustees Act, Minn. Stat. §§ 501B.33-.45.

You may wish to retain this letter as evidence of registration with this Office. Please note that registration is not an endorsement of the organization.

To continue its registration, Schoolcraft Learning Community must file its June 30, 2015 report or request an extension by November 16, 2015.

Additional information is available at <http://www.ag.state.mn.us/Charity/Default.asp>.

Sincerely,

KARIN LUND  
Charities Registrar  
(651) 757-1496

## Awards



## Appendix Five

### VOA GOVERNANCE AWARD WINNERS MAY 2015

This is the third year at organizing elements of governance for an overall evaluation of VOA authorized schools. There were twelve (12) criteria used to judge the extent to which the schools met the elements of quality governance. A school needed to be judged as having earned a "MET" level on each criterion to earn the award for 2014. There continues to be an increased rigor as schools were measured against the criteria. In the 2014-2015 year, a review of calendars was begun, but not reported at this time. A declaration of conflict of interest was reviewed on each school but not used as an inhibitor to the award in the 2015 review.

### ATHLOS LEADERSHIP ACADEMY

### BIRCH GROVE COMMUNITY SCHOOL

### CORNERSTONE MONTESSORI ELEMENTARY SCHOOL

### GREEN ISLE COMMUNITY SCHOOL

### HARBOR CITY INTERNATIONAL SCHOOL

### KALEIDOSCOPE CHARTER SCHOOL

### LAKES INTERNATIONAL LANGUAGE ACADEMY

### NAYTAHWAUSH COMMUNITY CHARTER SCHOOL

### SCHOOLCRAFT LEARNING COMMUNITY

### SPECTRUM HIGH SCHOOL

### TREKNORTH JUNIOR AND SENIOR HIGH



## School Application Form



**Schoolcraft Learning Community**

PO Box 1685 \* Bemidji, MN 56619 \* [www.schoolcraft.org](http://www.schoolcraft.org) \* [learn@schoolcraft.org](mailto:learn@schoolcraft.org)  
(218)586-3284; fax (218)586-3285  
Curiosity Compassion Creativity

Instructions: Complete this form (one per family) and send it to Schoolcraft Learning Community, PO Box 1685, Bemidji, MN 56619. Use the back of this form for additional children or to provide expanded comments as needed.

Last Name: \_\_\_\_\_ Today's Date: \_\_\_\_\_  
Number of children applying for Schoolcraft admission: \_\_\_\_\_  
First Name(s) of Parent(s) or Guardian(s): \_\_\_\_\_  
Mailing Address: \_\_\_\_\_  
City: \_\_\_\_\_ ZIP: \_\_\_\_\_ School District: \_\_\_\_\_  
Phone (Day): \_\_\_\_\_ (Evening): \_\_\_\_\_ Township: \_\_\_\_\_  
E-mail Address: \_\_\_\_\_ School Year Applying For: \_\_\_\_\_

Student Name \_\_\_\_\_

Grade in application year \_\_\_\_\_

If Kindergarten, is birthdate on or before September 1 of application year? \_\_\_\_ Yes \_\_\_\_ No

Student Name \_\_\_\_\_

Grade in application year \_\_\_\_\_

If Kindergarten, is birthdate on or before September 1 of application year? \_\_\_\_ Yes \_\_\_\_ No

Student Name \_\_\_\_\_

Grade in application year \_\_\_\_\_

If Kindergarten, is birthdate on or before September 1 of application year? \_\_\_\_ Yes \_\_\_\_ No

Schoolcraft is an Equal Opportunity Employer and Educator and we welcome applications from all persons without regard to race, religion, gender, sexual orientation, and intellectual, artistic, or physical ability. According to Minnesota Charter School law, a lottery to establish waiting list order from which openings at each grade level are filled will be held each February for the following school year. Siblings of currently enrolled students are given preference in the waiting list order to keep families together whenever possible. Turtle River Township families are given preference per Minnesota Statute 124D.10.Subd.9. You can visit our website at [www.schoolcraft.org](http://www.schoolcraft.org) for further details.

## Enrollment Form



**Schoolcraft Learning Community**

PO Box 1685 \* Bemidji, MN 56619 \* [www.schoolcraft.org](http://www.schoolcraft.org) \* [learn@schoolcraft.org](mailto:learn@schoolcraft.org)  
(218)586-3284; fax (218)586-3285  
Curiosity Compassion Creativity

Instructions: This form is to be completed after students are accepted into Schoolcraft Learning Community. Complete this form and return it to the Schoolcraft Learning Community office. Use the back of this form for additional children or to provide expanded comments as needed.

Student First Name: \_\_\_\_\_ Student Last Name: \_\_\_\_\_  
Middle Name: \_\_\_\_\_ Student Date of Birth: \_\_\_\_\_  
Name(s) of Parent(s) or Guardian(s): \_\_\_\_\_  
Mailing Address: \_\_\_\_\_  
City: \_\_\_\_\_ ZIP: \_\_\_\_\_ School Transferring from: \_\_\_\_\_  
Phone (Day): \_\_\_\_\_ (Evening): \_\_\_\_\_ Cell phone: \_\_\_\_\_  
E-mail Address: \_\_\_\_\_ Does this student have special needs? \_\_\_\_\_

Anything else you would like to share with us as we start our learning journey together? \_\_\_\_\_

Please complete this if you are enrolling more than one child in Schoolcraft Learning Community. Thank you!

Student First Name: \_\_\_\_\_ Student Last Name: \_\_\_\_\_  
Middle Name: \_\_\_\_\_ Student Date of Birth: \_\_\_\_\_  
School Transferring from: \_\_\_\_\_ Does this student have special needs? \_\_\_\_\_

Anything else you would like to share with us as we start our learning journey together? \_\_\_\_\_

Student First Name: \_\_\_\_\_ Student Last Name: \_\_\_\_\_  
Middle Name: \_\_\_\_\_ Student Date of Birth: \_\_\_\_\_  
School Transferring from: \_\_\_\_\_ Does this student have special needs? \_\_\_\_\_

Anything else you would like to share with us as we start our learning journey together? \_\_\_\_\_

Schoolcraft is an Equal Opportunity Employer and Educator and we welcome applications from all persons without regard to race, religion, gender, sexual orientation, and intellectual, artistic, or physical ability. You can visit our website at [www.schoolcraft.org](http://www.schoolcraft.org) for further details.